

Lesson 1

This I Believe

Bible Lesson: II Timothy 3:14-17

Memory Verse: You, however, continue in the things you have learned and become convinced of, knowing from whom you have learned them. *II Timothy 3:14*

Enrichment Memory Verse: These things I have written to you who believe in the name of the Son of God, so that you may know that you have eternal life. *I John 5:13*

TEACHER PREPARATION

Prepare to Teach...

- ✚ That a creed is a statement of what a person believes; and that the Apostles' Creed is a summary of what the Bible teaches about the Triune God.
- ✚ That God the Father is our Creator; God the Son is our Redeemer; and God the Holy Spirit calls us through the Gospel, enlightens with His gifts, sanctifies and preserves us in the true faith.
- ✚ That the students can make the Apostles' Creed their own statement of faith and that they will be able to boldly confess it.

Prepare Materials:

1. Bible
2. A copy of *Luther's Small Catechism*. Available from Ambassador Publications
3. Wall poster of The Apostles' Creed available from Ambassador Publications
4. Colorful name tag for each student
5. Prepare prayer cards. (Blank template is found in front of book. You may complete each card with your own prayer prompts, or use the following suggestions:
On PRAISE CARD write: *Dear God, I praise You for being all powerful.*
On THANK CARD write: *Dear God, I thank You for creating such a beautiful world.*
On REQUEST CARD write: *Dear God, please help [insert name] to feel better.*

BIBLE BACKGROUND

A. Prayer Preparation

1. Pray that the Holy Spirit will work through God's Word to teach you the truths of Scripture that you need to effectively teach this year's lessons on the Apostles' Creed. Pray that you will understand from the heart what God would have you know and teach.
2. Pray for each of your students by name. Pray that God will prepare each one for the study of this important statement of faith. Pray also that the Holy Spirit would give them understanding and receptive hearts.

B. Bible Study

In this lesson we are told that the Apostles' Creed is centuries old. What this means is that this brief and precise summary of the truths of Scripture has been handed down to the next generation over and over again. This brings to mind Jude 1:3 which says, "Beloved, while I was making every effort to write you about our common salvation, I felt the necessity to write to you appealing that you contend earnestly for the faith which was once for all handed down to the saints." In this verse we are reminded that "the faith" has been delivered to us and the Creed confesses the objective realities revealed to us in the Scripture.

This lesson presents a father and grandfather encouraging a young student to cling to the truths of the Scriptures. You see, we call the creed we are studying, the Apostles' Creed, not because we say that the Apostles wrote it but because it contains the teachings of the Apostles. We have no evidence for this, but for

many years it was taught that the Apostles' Creed was made of twelve parts in which each Apostle contributed a portion.

In our study of the Creed, it is divided into three articles making clear the confession that God is Triune. We do this, as is mentioned in the lesson, because of false teachers that deny the nature of God as revealed to us in the Bible. The reality is that everyone has a creed. Some are based simply on their own thoughts or feelings. We have the great benefit of having our creed, not as a newly written document, but as a well-considered ancient confession. Because of this we can carefully weigh what we are confessing in the creed with what God has revealed to us in His Word. This makes the Creed useful to us in fighting error, passing down the faith, and giving comfort to each one of us.

This is true in our study of the 1st Article. The 1st Article especially speaks of the physical and tangible gifts that God gives to us that will be easier to the students. Students in our country today are not often suffering from the basic needs; food and clothing, etc. This then provides a wonderful time to remind them of the mercy and grace of God in providing so abundantly for each one of us. At the same time, the students will often be hearing from many avenues that they came to be by chance; through the evolutionary process. The 1st Article gives us the Biblical teaching that God is our maker and the maker of all things. Indeed He has created us out of His divine goodness and mercy.

The Apostles' Creed has been and will continue to be a wonderful tool for the Christian Church to pass on the faith once delivered to the saints (Jude 1:3). By God's grace that means more individuals like the father and grandfather in this lesson will be able to declare the words John spoke in 3 John 1:4, "I have no greater joy than this, to hear of my children walking in the truth."

BEGINNING YOUR CLASS HOUR

Welcome

1. Introduce yourself to the students. Let them know how they should address you—by your first name; or as Mr., Miss, or Mrs.; or whatever is appropriate. Displaying your name in the classroom will help them remember who you are.
2. Welcome each student to class. Have each student write their name on a name tag and wear the tag to help everyone know each other by name.
3. Distribute books to students. Have each student write their name on their book.

Open with Prayer

1. Thank God for each of your students.
2. Thank God for the chance to study His Word.
3. Ask God to help each one learn more about Him and His Word.

Introduce Wall Words:

The Apostles' Creed—The creed most churches recite on Sunday morning is called the Apostles' Creed because it is made up of what Jesus' apostles believed and taught about God. The apostles were men who had followed Jesus and learned from Him and then taught other people.

articles—The Apostles' Creed is divided into three parts called articles.

century—100 years

Christians—People who believe in Jesus Christ as their Savior. Christians believe what the Bible says about who Jesus is and that He died on the cross to save them from their sins.

Christian Church—All people who trust in Jesus as their Savior from sin are members of the Christian Church.

confess—In this lesson, *confess* is used in two different ways. 1. The first way means to declare or acknowledge what you believe, like when you confess our faith. 2. The second way means to admit you have sinned. When you confess your sin you are agreeing with God that you have broken His law.

confessing faith—Confessing your faith is telling others that you believe in God the Father, God the Son and God the Holy Spirit. Saying the Apostles' Creed on Sunday morning during worship service is also a time when you confess your faith. Christians have confessed their faith in this way for many, many years.

confessing sin—Admitting to God that you have broken His law.

Creator—God is the One who created or made everything, so He is the Creator

creed—a statement telling what is believed

faith—Faith is trusting in Jesus for the forgiveness of sins. When you have faith in Jesus, you believe that His death on the cross paid the price for your sin. God uses His Word to create faith in our hearts. Faith is a gift from God.

First Article—The first article of The Apostles' Creed focuses on the nature, will, and work of God the Father. It consists of the sentence: *I believe in God the Father Almighty, Maker of heaven and earth.*

Redeemer—Redeemed means to be bought back. After God created Adam and Eve, the first man and woman, they disobeyed God and sinned. This sin separated them from God. Since then, sin separates everyone from God, so everyone needs to be brought back to God. Jesus redeemed us or bought us back from sin and death. By His death on the cross, Jesus redeemed us. He is our Redeemer.

Sanctifier—Sanctify means *to make holy*. The Holy Spirit is called the Sanctifier because it is His ongoing work in the life of the Believer that makes the Believer holy or sanctifies him.

Timothy—Timothy was a young man who learned God's Word from his mother and grandmother. Later he came to know Paul and became a Christian. He became a helper to Paul as he traveled to teach God's word to people.

triune—three in one; The Triune God is three persons: God the Father, God the Son, and God the Holy Spirit. Each of these three persons are equal in power, in honor, and in glory. A symbol for the trinity can be found at the end of this lesson and on the cover of the student book. An explanation of the symbol is included below.

Teach the Lesson

BEGIN the lesson by reciting or reading The Apostles' Creed with the students. If reading the Creed, using the wall poster available from Ambassador Publications would be ideal. The Apostles' Creed can also be found in the catechism or the *Ambassador Hymnal* on page 32.

SAY In today's lesson we will join Colton and his family for Sunday dinner and listen in as they talk about The Apostles' Creed, its meaning and importance.

READ paragraphs 1-6 with the students. You may want to read them as the students follow along, or have the students read in unison with you.

DISCUSS the concepts in paragraphs 1-6.

ASK the students to find:

1. A word that means a statement of what a person believes (*creed*).
2. The name of the creed that Colton is studying in Sunday school (*The Apostles' Creed*).

TELL the students that they, too, will be studying The Apostles' Creed this year in Sunday school.

READ paragraphs 7-9 to learn more about The Apostles' Creed. The lesson says, "Some of the things we confess in the Apostles' Creed aren't things we can see or touch."

ASK the students to name some things they cannot see or touch but that they know are real or true. Answers could include: *wind, love, gravity, trust, air, time, joy, fear, God*. Even though these things cannot be seen, we know they are real. Even though we cannot see God or His love or His forgiveness, the Holy Spirit through the Word, gives us faith to believe they are real.

DISCUSS the concepts in paragraphs 7-9.

ASK the students to find:

1. A phrase that means to talk about what we believe (*confessing our faith*).
2. The name of a young man in the Bible who talked to other people about what he believed (*Timothy*).
3. The three things we need to believe so we can truly confess The Apostles' Creed (*a. God is the creator of all things; b. Jesus is our Savior; c. The Holy Spirit gives faith to believe*)

READ paragraphs 10-11 to learn about the three persons of the God-head and the three articles of The Apostles' Creed.

ASK the students to find:

1. The word that means three persons in one (*triune*).
2. The word that describes God the Father (*Creator*).
3. The word that describes God the Son (*Redeemer*).
4. The word that describes God the Holy Spirit (*Sanctifier*).
5. A word for the three parts of The Apostles' Creed (*articles*).

DIRECT students to look at the front cover of their book and notice the symbol of the Triune God. Explain that the three sections represent the Father, Son, and Holy Spirit. The hand represents the Father, the Creator and giver of all life; the cross represents the Son, the Redeemer whose death on the cross paid the price for sin; the dove represents the Holy Spirit, the Sanctifier who teaches and guides, corrects and comforts the Believer. The unbroken green circle represents eternal life. The interwoven sections of the symbol represent the

unity and equality of the Triune God. It symbolizes that the Triune God is three persons of equal power,

honor, and glory.

APPLYING THE BIBLE LESSON

The Memory Verse

READ II Timothy 3:14 from the Bible.

You, however, continue in the things you have learned and become convinced of, knowing from whom you have learned them. II Timothy 3:14

EXPLAIN that “become convinced of” means that you come to know that they are true. The Apostle Paul told Timothy, his helper, to keep on reading and learning and thinking about the things he is sure are true. He should remember that he learned them from his mother, his grandmother, and from Paul who also taught him about Jesus, his Savior.

The Activity Pages

Be sure each student has a copy of the activity pages. If time allows, do the Activity Pages together. These pages may also be sent home for the students to do at home and bring back to class next week

Activity 1 ANSWERS to the I BELIEVE puzzle:
The faith taught in The Apostles’ Cree is the faith God gives us when we are baptized.

1. Bible
2. Father
3. Apostles
4. Holy Spirit
5. Triune
6. Believe
7. Creed

Activity 2:

1. C
2. D
3. E

4. A
5. F
6. B

DIRECTION for Breaking the Code:

To break the code: for each letter, first find the column with the same number. Next, notice which letter under the number corresponds to the blackened square, and write that letter in the blank. The first letter is done for you. [reproducible activity]

The Review Questions

1. What is a creed? (*a statement of what we believe about God*)
2. What is the name of the creed we will study in this book? (*The Apostles’ Creed*)
3. Where did this creed come from? (*from what the Bible teaches about God. Many of the words come right from the Bible.*)
4. What does it mean to believe? (*to be sure that what God has said is real and true*)
5. When we confess our faith, what are we doing? (*telling others what we believe*)
6. What should I do with the faith God gave me when I was baptized? (*read and study the Bible so my faith will grow; learn and believe the words of The Apostles’ Creed so I can use its words to boldly confess my faith*)
7. What are the parts of The Apostles’ Creed called? (*articles*)
8. What does The Apostles’ Creed teach about God? (*God the Father created me, God the Son (Jesus) died on the cross to redeem or save me, God the Holy Spirit leads me to faith and sanctifies me by God’s Word.*)

CLOSING THE LESSON

1. **REMINDE** students to practice saying II Timothy 3:14 every day this week so by next Sunday they will know the verse by heart.
2. **SEND** the Activity pages home with the students. If they were completed in class, encourage them to use the activities to tell their families about what they learned today. If the students are to do the activity pages at home, have them ask a family member to do the page with them. Then they can talk about the lesson together.
3. **SEND** home parent letter (signed). Perhaps include a personal note.
4. **SEND** home the Overview of Lessons. **EXPLAIN** to the students that this can be used

to help them learn their memory work and to review their Bible lesson. Suggest that they may want to find the Bible text during the week and read it at family devotions or by themselves. **REMIND** them to pray for God to give them understand of His Word.

Closing Prayer

ENCOURAGE students to pray by using the prepared Prayer Cards. Then teacher can close with the following prayer:

Heavenly Father, thank You for the Bible, Your Word, that teaches us what we should believe about You. We know that we need Your Holy Spirit to help us understand Your Word and apply it to our lives. Thank You that we have the catechism and The Apostles' Creed which also help us understand what Your Word teaches. Thank You for giving us faith when we were baptized. Help our faith in You to grow. In Jesus' name we pray. Amen.



Lesson 2

God Gives Faith

Bible Lesson: Genesis 12:1-7, 15:1-6, 17:1-6

Memory Verse: Faithful is He who calls you, and He also will bring it to pass. *1 Thessalonians 5:24*

Enrichment Memory Verse: Now faith is the assurance of things hoped for, the conviction of things not seen. *Hebrews 11:1*

Catechism Memory Work: I believe in God the Father Almighty, Maker of heaven and earth.

TEACHER PREPARATION

Prepare to Teach:

- ✦ That everyone has a creed but a creed is only true if it is based on God's Word
- ✦ That faith is a gift from God.
- ✦ That God always keeps His promises and that they can trust, or place their faith, in Him.
- ✦ That from the Bible we learn about God.

Prepare Materials:

Along with the regular materials needed for class, you will need the following items for this lesson:

1. A 9"x22" piece of tag board for each student
2. A large envelope for each student
3. A marker for each student
4. A modern-day road map
5. A map of ancient Mesopotamia. Be able to locate Ur of the Chaldeans, Haran, Shechem, and Canaan.
6. Flannel graph figures or some other pictures that would assist in the telling of the story of Abram/Abraham.

BIBLE BACKGROUND

A. Prayer Preparation

1. Ask God to work through His Word to create and strengthen faith and trust in Him.
2. Thank God for your students. Thank Him for those in whose hearts the faith given by God through the means of grace, baptism and His Word, is living and active; pray that God will continue to work in their hearts through His Word, that they may live in daily repentance and faith.
3. Pray for any students who may not be living in faith and in the grace of God; pray that God's Word may reach them through this study of The Apostles' Creed.

B. Bible Study

The Bible teaches that faith is a gift from God. The account of Abraham's call shows us, as does all of Scripture, that man, since Adam's fall, does not have within himself either the will or the power to move toward God. Jesus is very clear, when He says in John 6:44, "No one comes to Me unless the Father who sent Me draws him." And in John 6:65 Jesus also says, "...no one can come to Me, unless it has been granted him from the Father."

Abram's Roots

The people in Abram's home city of Ur did not know the one true God. In fact, Abram's own father was an idol worshipper (Joshua 24:2) and probably worshipped the moon god which was worshipped at both Ur and Haran. However, the one true God kept appearing to Abram in numerous locations.

Abram's Call

While Abram lived with his father at Ur (on the Euphrates River about 70 miles upstream from where the river is joined by the Tigris), God spoke to Abram (Acts 7:2). God told Abram to leave his country and people and go to a land which God would show him. And Abram left Ur and settled briefly in Haran, where his father died. When Abram was 75 years old, he set off again. God wanted him to leave his home along with its false worship and to follow God to a new place which would be of God's making. Abram was obedient and "he went out, not knowing where he was going" (Hebrews 11:8).

God's promises to Abram (Genesis 12:2-3) included two important features: God would make of Abram a great nation, and through Abram God would bless all the people on the earth. God's promises to Abram had far-reaching effects. God appeared to Abram on many occasions and renewed His promises:

Genesis 12:7	"To your descendants I will give this land."
Genesis 13:15	"for all the land which you see, I will give it to your descendants forever."
Genesis 15:4	"but one who shall come forth from your own body, he shall be your heir."
Genesis 15:5	Your descendants will be as numerous as the stars.
Genesis 15:18	"To your descendants I have given this land,..."
Genesis 17:16	"And I will bless her [Sarai], and indeed I will give you a son by her."
Genesis 18:10	"...at this time next year...Sarah your wife shall have a son."

Abram's Faith

It is important to keep in mind the fact that Abram did not come to know God on his own. It was not until God revealed Himself and spoke to Abram that Abram set out on his journey. It was not Abram's intuition or will that brought about his move. He had no reason to set out for the unknown land until God spoke to him. It was God's Word that moved him. Abram's faith was not self-generated. Neither was it gained from his father. It was a gift from God.

Abram's Obedience

Because Abram has faith from God, he could obey God. Philippians 2:13 tells of this work of God when it says, "for it is God who is at work in you, both to will and to work for His good pleasure". God led Abram from Haran (which is NE of Israel on the Euphrates River) down to the land of Canaan. With him were his wife, Sarai; his nephew, Lot; and all the servants Abram had acquired in Haran. Abram was a wealthy man. But, his greatest treasure was God (Genesis 15:1).

Abram's first stop in Canaan was at Shechem. A famous temple was located at Shechem and the people there worshipped false gods. However, God appeared to Abram while he was at Shechem and Abram worshipped the one true God rather than the false gods of Shechem.

Abram's Weaknesses

Abram was not sure how God intended to keep His promises. At one time he thought that his servant, Eliezer of Damascus, was the one God intended to be his heir. (It was not uncommon for a man with no children to appoint one of his servants to be his heir.) At the time God told Abram that a child who was his natural descendant would be the promised heir, Sarai was beyond the age of child-bearing. Abram and Sarai consented that Sarai's maid, Hagar, would be the mother of Abram's child. Thus Ishmael was born, but he was not the intended heir. God had promised Abram and Sarai a child and God would fulfill the promise His own way without the help of man. Thirteen years after Ishmael was born, God told Abram that a son would be given him through Sarai. As a seal of this promise, God changed Abram's and Sarai's names to Abraham (father of a multitude) and Sarah (princess). From that day, their names would remind them of God's promise and would encourage their faith.

Faith Today

Just as God kept appearing to Abraham, giving him an ever-increasing knowledge of God and a stronger faith, so God appears to us today in His Word. We come to know Him and to know Him better through the Bible (Romans 10:17). The Word of Christ shows us who God is (John 17:26). By the power of God's Word we are brought to faith in Him (James 1:18). God's Word is what brings us out of sin and into fellowship with God (1 Peter 1:23).

What is needed today for faith to begin and for faith to grow is the Word of God. God has promised to grant faith and to nurture faith by means of His Word. We have no promise that such faith will be accomplished by any other means.

It was the Word of God that brought faith to Abram and nourished that faith once it was given. The same is true today.

C. Creed Study

During the Reformation there were a number of teachings that came to be clearly promoted in contrast to the false teaching that had been so prevalent. One of those teachings is summarized by the phrase “Faith Alone.” This teaching is tied together closely with the Creed. In the lesson a quick review of the lives of Abraham and Sarah is given. Genesis records for us a number of their amazing acts of faith. When we consider these individuals, or any other individuals in the Scriptures, we are to look at their faith. This is why Hebrews 11 gives us the individuals introduced by the phrase, “by faith.” (Note Heb. 11:4, 5, 7, etc)

This teaching is pertinent to the discussion of the 1st Article because we state, “I believe.” Faith is the means through which God has determined to convey His grace to us. This was true in the Old Testament as we see mentioned in the life of Abraham. Genesis 15:6 tells us, “Then he believed in the LORD; and he reckoned it to him as righteousness.” This is also clearly true in the New Testament. The Apostle Paul tells us in Ephesians 2:8, “For by grace you have been saved through faith; and that not of yourselves, it is the gift of God.”

What we are able to do in the Apostles’ Creed is to confess that we believe to be true that which God has first revealed to us in His Word. In the 1st Article this focuses on the person of God the Father. Among other things, God the Father has revealed Himself to be Almighty and the Maker of all things. This is a teaching revealed to us not just in Genesis 1-2 but also in Hebrews 11:3 which says, “By faith we understand that the worlds were prepared by the word of God, so that what is seen was not made out of things which are visible.” This truth of God being the Creator is not just mentioned at the beginning of the Bible but throughout and even in the last book of the Bible it is recorded for us. Revelation 4:11 states, “Worthy are You, our Lord and our God, to receive glory and honor and power; for You created all things, and because of Your will they existed, and were created.” Of the three articles of the Creed this is the shortest one, but it is a foundational one. This article sets us on solid theological ground just as the book of Genesis does for us in the whole Bible.

This confession describes in a clear and simple way that which is obviously vast beyond our comprehension. The article reminds us that we can only shape and form that which God has first brought into existence. When the faith that has been handed down to us speaks of God in terms like “Almighty,” that reminds us that God is so different than us. But the Creed also speaks of God in terms like “Father” which portrays to us the close and caring relationship that God has with those who believe in Him. When we confess that God the Father Almighty created, we are bringing to our minds the nature and character of God; a character that is unchanging.

BEGINNING YOUR CLASS HOUR

Welcome students as they enter the classroom. Get to know your students better by asking about their interests, good things that have happened during the week, or if they have any problems they would want to pray about.

Open with Prayer

1. Thank God by name for each student.
2. Pray for any children who may be absent.
3. Thank God that He has come into our lives, first through baptism, and that He continues to bring us His grace through His Word, the Bible.
4. Ask God to help students listen with open hearts and ears. Ask Him to give them a desire to read, study, and learn from the Bible.

Recite Memory Work

Listen to students recite II Timothy 3:14 from memory.

Review

Using the Wall Words, give definitions of the new words or phrases from Lesson 1 and ask the students to identify the word or phrase that is described. Especially review: *creed, faith, triune, confessing faith, confessing sin.*

Introduce Wall Words

Blessings—Blessings are good things that God gives us. God gives us many kinds of blessings like food, family, friends, and good health. The greatest blessings are eternal life, forgiveness of sins, and having Jesus as our Savior.

Childless—If a man and wife do not have children, we say they are childless.

Descendants—Descendants are a person’s children and grandchildren, and all other people in their family that are born after them.

Descended—In this lesson, descended means to come into the family at a later date. Jesus descended from Abraham. Jesus' family tree can be traced back to Abraham.

Multitude—A multitude is a very large group. When you see a large group of people at a fair, a parade, or a big stadium, you could call that group a multitude.

Nation—A nation is made up of all the people of a country. All Americans make up the nation of The United States. The people of the Jewish nation are all from the family of Abraham.

Reminding—Reminding is to repeat or say again something that has already been said. Though God had told Abraham that he would have a son, and God always keeps His promises, for Abraham's sake God spoke to Abraham again, reminding him of the promise.

Introduce the Lesson

Show the road map.

ASK What is a road map used for? How would you feel about starting out on a trip if you had no idea where you were going? Usually your parents know where they are going, but what if they didn't know either?

SAY Suppose your parents sent you off on your bicycle to go somewhere in your town, but you had no idea where you were going or how you would get there. Would you even start out? Or what if you were blindfolded and told to go to the store for a carton of milk. Could you do it? How about if I held your hand and led you, would you trust me? Would you trust your parents if they held your hand and led you? Of course you would because you know they would take care of you.

SAY In today's Bible lesson we will read about a man God sent on a trip. But when he started out, he did not know where he was going or how to get there. He didn't even have a road map to guide him.

Teach the Lesson

SAY Open your books to Lesson 2. What is the title of this lesson? (*God Gives Faith*) We see that it is a lesson about faith. We learned in the last lesson that faith is believing that what God has said is true.

ASK What does this title teach us about how we get faith? (*God gives the gift of faith.*)

READ the first paragraph. **ASK** what is a creed? (*a statement of what you believe and trust*) How many people have creeds? (*Everyone in the world has a creed.*)

SAY Let's read paragraph two to learn where we can find what is really true. **ASK** How do you know if something is really true? (*Something is true if God said it in His Word, the Bible.*)

TELL the story of Abraham as written in paragraphs 3-8. Further background is found in this lesson's Bible Background. Use flannel graph figures or pictures to hold the students' attention.

TRACE the journey of Abram on a map which shows Ur of the Chaldees. Trace his journey from Ur, along the Euphrates River to Haran.

SAY It was when Abram was in Haran that God spoke to him and told him to leave his country and go to a new country that God would show him. He did not know where he was to go or how to get there, but God promised to show him the way. God also promised to make a great nation from Abram's family and to bring blessings to the whole world through Abram.

READ paragraph 4 to find out how Abram was able to believe God's promises and obey God when all the people in his home country believed in other gods. (*God spoke to Abram and gave him faith to believe. Romans 10:17—Faith comes by hearing, and hearing by the word of Christ.*) You and I, too, can believe in the true God, even if many of the people around us don't trust in Jesus. You can read God's Word and ask Him to use His Word to give you faith or strengthen the faith He has already given you. When He speaks to your heart about your sins, you can confess them to Him and ask Him to forgive you (I John 1:9).

TRACE Abram's journey from Haran to Canaan on the map.

READ paragraph 5. **ASK** the students to find the new names God gave Abram and Sarai. What does Abram's new name, Abraham, mean? (*Father of a multitude;*, or *father of many, many people*) What does Sarai's new name, Sarah, mean? (*princess*) These new names reminded Abraham and Sarah of God's promise that He would give them a child and that through their many descendants, the nations of the world would be blessed.

READ paragraphs 6-7 to discover how God fulfilled His promise.

ASK Did Abraham and Sarah have the son God promised them? *(Yes)* What was the son's name? *(Isaac)* **ASK** How did God use Abraham's descendant to bless the nations of the world? *(Jesus was a descendant of Abraham. Through Jesus' death and resurrection, everyone can have their sins forgiven and live forever with Him in heaven.)*

READ paragraph 8. Then **ASK**. How do we learn about God? *(We learn about Him when we observe His creation and how He keeps it going (Romans 1:20). But we learn most clearly about God in the Bible.)*

APPLYING THE BIBLE LESSON

The Memory Verse

INTRODUCE this week's memory verse by reading the last paragraph in the lesson.

BIBLE VERSE—I Thessalonians 5:24

SAY Remember at the beginning of our lesson we read that God sent Abram on a trip. Remember, too, that Abram didn't have a road map to guide him.

SHOW the students your Bible and **TELL** them that God has given us His Word to guide us as we travel through life.

HELP students find I Thessalonians 5:24 in their Bibles and read it together as a class. Use a memorizing technique found at the front of this Teacher Manual to help students memorize the verse

CATECHISM

First Article of the Apostles' Creed

I believe in God the Father Almighty, Maker of heaven and earth.

Have each student create his or her own puzzle to help with memorizing the First Article of the Apostles' Creed and its meaning. As the quarter progresses, the puzzle will become larger and can be used for reviewing and for learning each new segment of meaning. When finished, the puzzle will have 10 pieces—the First Article and nine segments of meaning.

Give each student a piece of 9"x22" tag board. The student should write the words to the First Article at the top of the tag board. Then the student may draw whatever kind of line he wishes to make an edge for the first puzzle piece. Then cut it off along that line.

Have each student write his or her name on an envelope and place the puzzle piece in the envelope.

Each time a new segment of the meaning is introduced, the student writes that and makes a new puzzle piece.

See sample puzzle at the front of this Teacher Manual.

Activity Pages

Use the Lesson 2 Activity Pages as a review of the lesson.

Activity 1

1. *Students are to trace Abram and Sarai's journey by following the red line on the map and filling in locations listed. (Teacher should have access to a Bible map for reference.) Point out that the distance between Haran and Shechem is about 450 miles. To help students understand how far 450 miles is, choose a couple cities that the students would be familiar with that are about 450 miles from your church. Students will be surprised to know that Abraham and Sarah either walked or rode camels that entire distance. If time allows, use a Bible map to label remaining dots on the map that show other places Abram traveled.*

Activity 2

Answers found in Genesis 12:2-3 and 15:1-5.

If this activity is too difficult for students to do on their own, then do it together as a class. The teacher may want to write on a chalkboard or marker board the specific verses where each promise is given.

ANSWERS:

1. *Yes* (Genesis 12:2)
2. *Yes* (Genesis 12:2)
3. *No*
4. *Yes* (Genesis 12:3)
5. *Yes* (Genesis 15:1)
6. *No*
7. *Yes* (Genesis 15:4)

8. Yes (Genesis 15:5)

CLOSING THE LESSON

Closing Prayer

Dear Heavenly Father, thank You for speaking to us through the Bible. Thank You for blessing us with salvation through faith in Jesus. Thank You for sending Jesus to die on the cross so we can have forgiveness for our sin. Please strengthen our faith so we can more fully trust You every day. In Jesus Name, Amen.

Assignment

1. Send home the activity pages. Remind the students to use the activity pages to share with their family what they learned in class. Encourage the students to finish any part of the activity pages that was not done in class.
2. Remind students to memorize the First Article and I Thessalonians 5:24.

Lesson 3

God Created All Things

Bible Lesson: Genesis 1:1-2:7

Memory Verse: By the word of the LORD the heavens were made, and by the breath of His mouth all their hosts. *Psalms 33:6*

Enrichment Memory Verse: When I consider Thy heavens, the work of Thy fingers, the moon and the stars, which Thou hast ordained; what is man that Thou dost take thought of him? And the son of man, that Thou dost care for him? *Psalms 8:3-4*

Catechism Memory Work: I believe in God the Father Almighty, Maker of heaven and earth. *What does this mean?* I believe that God has created me and all that exists;

TEACHER PREPARATION

Prepare to Teach:

- ✚ That God created ALL things
- ✚ That God created ALL things in six days
- ✚ That God created ALL things by speaking them into existence
- ✚ That God's Word creates faith in our hearts so we can trust in Jesus for the forgiveness of our sins and the salvation of our souls.

Prepare Materials:

Along with the regular materials needed for class, you will need the following items for this lesson:

1. If students do not have individual Bibles, print a copy of Genesis 1 for each student.
2. Craft materials to make a Creation Banner. Use craft foam, felt, burlap, paper or any other suitable material for the background. For individual banners, this piece should be approximately 12"x15".
3. Cut-out pattern found at the end of this lesson.

BIBLE BACKGROUND

A. Prayer Preparation

1. Pray that God will prepare you through the study of His Word to teach what He would have your students learn about creation.
2. Pray for each of your students by name. Pray for their homes and families, that they would be brought to faith and/or nurtured in their faith.
3. Pray that through this lesson the students' faith in God's work of creation may be strengthened.

B. Bible Study

There was once a time when only God existed. The Bible tells us that He is eternal. He had no beginning and will have no end. In Psalm 90:2 we read, "Before the mountains were born or You gave birth to the earth and the world, even from everlasting to everlasting, You are God." I Timothy 1:17 also declares God's eternalness, "Now to the King eternal ... the only God, be honor and glory forever and ever. Amen."

The account of God's work of creation is found in the first two books of Genesis. It is no coincidence that the word *genesis* means *origin or beginning* because Genesis records the beginning of all created things. The six days of creation can be outlined as follows:

Day 1 Genesis 1:1-5 Creation of Light. God separated the light from the darkness and called one *day* and the other *night*.

Day 2 Genesis 1:6-8 Creation of the firmament or expanse (vault of heaven or sky) that separated the waters that were on the earth from the waters that were above the earth. Some waters were held above the firmament and others were under the firmament.

Day 3 Genesis 1:9-13 Creation of dry land and vegetation/plants.

Day 4 Genesis 1:14-19 Creation of the sun, moon, and stars.

Day 5 Genesis 1:20-23 Creation of birds and water animals.

Day 6 Genesis 1:24-31 Creation of land animals and man.

God saw everything He made and said, "It was good" (Genesis 1:4, 10, 17, 21, 25). However, following the creation of man, God declared that this creation was "very good" (Genesis 1:31).

With the exception of man, all creation came into being as a result of God's spoken command. Psalm 33:9 states, "For He spoke, and it was done; He commanded, and it stood fast". He needed only to speak and it was so. God became more intimately involved in man's creation, forming him out of dust and breathing life into him (Genesis 1:27, 2:7).

Just as God used His spoken Word to bring all creation into existence, He continues to use His Word to create faith or new life in a person. God's Word is powerful and able to create new life as we read in:

Romans 1:16: "The gospel...is the power of God for salvation to everyone who believes."

James 1:18: "...He brought us forth by the word of truth."

1 Peter 1:23: "...you have been born again...through the living and enduring word of God."

Since the "Word of God is living and active and sharper than any two-edged sword... (Hebrews 4:12), it is obvious that we should faithfully learn it and teach it.

C. Creed Study

The book of Genesis describes for us the amazing creation of the all that exists in six days. The vastness of the universe and the amazing complexity of even the microscopic organisms all around us cause us to stand in awe of God's power and creativity. Today, we have many claiming that they don't see how belief in God can coexist with someone being a scientist. On the other hand, we also have scientists who are experts in their fields claiming that what they are studying points to an intelligent designer. In the 1st Article we go beyond simply saying there is an intelligent designer. We confess that He is God the Father Almighty.

We who believe in the inspiration and inerrancy of the Bible say that indeed we see a designer that has revealed Himself in nature. We sometimes speak of this as general revelation, but the Bible has given us specific revelation about the nature and character of God. We are told that He created everything and also, to some extent, the how. The how is explained by telling us that He spoke and things that were not came into being. This idea is sometimes talked about as creating, "ex nihilo," which is a Latin phrase meaning, "out of nothing."

Our memory verse for this lesson tells us that "by the word of the Lord the heavens were made." Some early Christian theologians (Hilary and Augustine) believed that the world was created instantaneously because, 'Why would God take six days to create everything when He could do this in an instant?' *(Luther, M. Vol. 1: Lectures on Genesis: Chapters 1-5 (J. J. Pelikan, H. C. Oswald & H. T. Lehmann, Ed: St. Louis Concordia Publishing House). This teaching, however, makes figurative or allegorical the first chapter of Genesis; which we need not do. The universe was not created over millions or billions of years and it wasn't created in an instant. It was created, as God tells us in the book of Genesis, in six 24 hour days. The first chapters of Genesis present an accurate, trustworthy account of the beginning of our world.

In a couple of chapters we have the process of God creating over those six days described. What a beautiful description it is! God is shown creating and filling this world which we now inhabit. When we look at the multitude of stars, for example, we might think that we who live today are insignificant in the grand scope of things. We echo the words, "What is man that you take thought of him?" (Psalm 8:3-4) We are reminded that in and of ourselves there is nothing to commend us to God, but grace and mercy has been extended to us. He created us and is still mindful of us. Our Creator, God Almighty, did all of this and yet forgets not even little sparrows. He created stars, and planets, and moons, and asteroids, and the vastness of space, and also knows the number of hairs on our heads (Luke 12:6-7). We confess in the Creed that He created all things and His provision continues to come to us; His Word continues to lead us to repentance and faith. He is indeed a gracious Father.

BEGINNING YOUR CLASS HOUR

Welcome

good things that have happened during the week, any problems they would want to pray about.

Continue to use the time before class to become better acquainted with your students and to help them to know each other. Ask about their interests,

Open with Prayer

Thank God for each student by name. Pray for any children who are absent. Thank God that He has come into our lives, first through baptism, and that He continues to bring us His grace through His Word, the Bible. Ask God to help us listen with open hearts and to eagerly study the Bible so we can learn what He wants to teach us.

Recite Memory Work

Listen to students recite Thessalonians 5:24 from memory.

Have the whole class recite together the First Article of the Apostles' Creed: *I believe in God the Father Almighty, Maker of heaven and earth.*

Review

SAY In our last lesson we studied about the man Abraham and his wife Sarah. Let's use some of last week's Wall Words to remind us what the Bible says about Abraham.

1. The word **blessings** reminds us that Abraham received blessings from God. God gave Abraham many kinds of blessings like food, family, friends, and good health. The greatest blessing was the promise of an eternal home in heaven.
2. The word **childless** reminds us that Abraham and Sarah were married many years before having a child.
3. The word **descendants** reminds us that Abraham's descendants, all the family members that came after him, would become a great blessing to the whole world. The Bible describes the number of Abraham's descendants as so large they would be like the sands of the sea.
4. The word **descended** reminds us that Jesus descended from Abraham. Jesus' family tree can be traced back to Abraham.
5. The word **multitude** means a large group. Abraham's descendants are described as a great multitude.
6. The word **nation** reminds us that through Abraham all the nations of the world would be blessed.

Introduce Wall Words

Galaxies—A galaxy is a very large group of stars, planets, gases, and space dust that is held together by gravity. The Earth is part of the Milky Way galaxy. The Earth and other planets, the sun, moon, and stars, and all the galaxies exist now, but there

was a time when they did not exist. They exist now because God created them.

Exist/Existed—Something that exists is real. Some things that exist can be touched, like plants, people, animals, water, mountains, etc. Other things that exist cannot be touched, like air, gravity, and God. We can say that everything that exists is real—whether we can see it or not.

Eternal—Something that is eternal will last forever, it will never end. The eternalness of God is different than the eternalness of people.

When we say *God is eternal*, it means He is eternal in the past because He had no beginning **and** He is eternal in the future because He will have no ending. He has always been. No one can comprehend the eternalness of God, but by faith we believe His word when it says, "Before the mountains were born, or Thou didst give birth to the earth and the world, even from everlasting to everlasting, Thou art God" (Psalm 90:2).

When we say *people are eternal*, it means God gave each person an eternal soul. That soul lives now and will live forever in the future—either in heaven or in hell.

Vegetation—Vegetation has the same root word as *vegetable*, but vegetation is more than just vegetables that you eat. Vegetation includes all the plants that grow on the earth—flowers, trees, shrubs, grass, weeds, vegetables, etc.

Magnificence—When you look at something and admire how amazing and wonderful it is, you are noticing its magnificence.

Ancestors—All the people in your family that lived before you are called your ancestors. Anyone that is in your family tree is your ancestor.

Introduce the Lesson

SAY To begin our class time, I would like to find out who is here today. When I call your name, please say "Here." Proceed to call each student's name and wait for them to reply by saying "here". (This activity leads right into concept of the lesson's opening paragraphs.)

Immediately **READ** paragraphs 1 and 2 in the lesson.

Teach the Lesson

ASK the students, "Who has always existed?" (*God*). What is another word that means *always existed*? (*eternal*).

SAY Now we are going to read about something very amazing that this eternal God did and how He did it. **READ** paragraphs 3. **SAY** In our reading there are two names given to this eternal God, or two

ways He is described. **ASK** What are the two names given to God? (*Father Almighty and Maker of heaven and earth.*) **ASK** What amazing thing did God do? (*Created me and all that exists.*)

SAY Let's read more about *how* God created everything. **READ** paragraphs 4 through 7. **SAY** Turn to Genesis chapter 1 in your Bible. Together we are going to find the 6 verses that have the words "it was so". If students are not familiar with locating Bible verses, use this activity as an opportunity to teach that skill. Have students **FIND** each of the following verses and circle the words "it was so" in each verse: Genesis 1:7, 9, 11, 15, 24, and 30.

READ paragraph 8. **SAY** We just read that there is another phrase that is repeated in Genesis chapter 1. **ASK** What is that phrase? (*"and God saw that it was good."*) Let's **FIND** those words in our Bibles. Have students locate the following verses and underline the words "and God saw that it was good" in each verse: Genesis 1: 4, 10, 17, 21, and 25.

READ paragraph 9. **SAY** After God created people He did not say "it was good". **FIND** Genesis 1:31 and read what God said after people were created. (*...it was very good.*)

Let's read the rest of the lesson to find out if God is still creating things now. **READ** paragraph 10. **SAY** This gift of faith given by God makes it possible for people to trust in Jesus for the forgiveness of their sins and the salvation of their souls.

If any student is struggling with sin in his/her life, read I John 1:9 with him/her. Then help him/her pray a prayer of confession. The prayer could be worded something like:

Dear Jesus, I'm sorry for _____ [have student admit the particular sin(s)]. Please forgive me and help me to not do it again. Thank you for dying on the cross so I can have forgiveness. In Jesus' name. Amen.

Reread I John 1:9 and ask the student, "What does God promise to do when we confess our sin? (He will forgive us of that sin and cleanse us from all unrighteousness.)"

APPLYING THE BIBLE LESSON

REVIEW QUESTIONS:

1. Tell me again, Who is eternal and has always existed? (*God*) **ASK** Did you know that God made part of you that will live forever? He gave you an eternal soul. By faith in Jesus, your eternal soul can go to heaven and live with Him forever.
2. What was the earth like at the beginning? (*It was covered with water and everything was dark.*)
3. Name some things God created. (*light, sky, land, trees, plants, sun, moon, stars, fish, animals, people*)
4. How did God create everything? (*He just spoke and things came to be.*)
5. What did God think of His creation? (*He was pleased. He said it was good.*)
6. What does God create today? (*Faith in the hearts of people.*)

Memory Work

BIBLE VERSE—Psalm 33:6

By the word of the LORD the heavens were made, and by the breath of His mouth all their host.

CATECHISM—On a new puzzle piece, students should write the next segment of The Apostles' Creed:

What does this mean? I believe that God has created me and all that exists;

(See sample puzzle at the front of this Teacher Manual.)

Activity Pages

Activity 1

Students may need help in completing this activity. When help is needed, guide the students to the verse and the portion of it that answers the question.

Answers:

Day 1—*D; created light and separated day from night* (Genesis 1:3-5)

Day 2—*B; sky or heavens* (Genesis 1:7-8)

Day 3—*E; separated water from dry land; created grass, plants* (Genesis 1:9-13)

Day 4—*C; sun, moon, and stars* (Genesis 1:14-19)

Day 5—*A; fish and birds* (Genesis 1:20-23)

Day 6—*F; livestock, crawling creatures, wild animals, man*

What did God think about all the He created? *It was very good.*

How could God create so many things in such a short time? *He is so powerful He can do anything.*

God's Word creates faith in your heart.

When God's Word brings *Jesus* to you, He makes you a new person.

Activity 2

ANSWERS

1. *Exist*
2. *Galaxies*
3. *Eternal*
4. *Create*
5. *Vegetation*
6. *Magnificence*
7. *Triune*
8. *Faith*
9. *Creed*
10. *Ancestor*

Activity 3 Pattern pieces similar to those on page 32 of the current TM should be inserted following these TM pages.

Creation Banner

Each student could make his own banner or the patterns could be enlarged and the entire class work

together on one large banner. It is more effective if students make their own pieces for their banner. The patterns are included. Students may want to add more items if time permits.

Plan to allow more than one class period for work on this project, especially if the students are going to cut out the pieces themselves. If the teacher has everything cut out ahead of time, one class period might be enough to arrange and glue all pieces in place.

Use craft foam, felt, burlap, paper or any other suitable material for the background. For individual banners, this piece should be approximately 12"x15".

Felt, paper, or craft foam would work best for cut out pieces. Trace pattern pieces and cut out. Students can use markers to add details to their cut-out pieces. Have students arrange cut-out pieces on the background and glue.

While students are working, review points from the lesson and remind them to be thankful to God for making such a wonderful world and for making them.

CLOSING THE LESSON

Closing Prayer

Thank you, Heavenly Father, for creating the world and everything in it. Thank you for creating us, too. Thank you for Your Word that is also powerful enough to create faith and love in us. We ask You to live in our hearts, Lord Jesus, forgive us of our sins, and make us clean and holy. In Jesus' Name. Amen.

Assignment

1. Send Activity Sheets home with students. Remind students to show these pages to their parents and tell their parents what they learned

in class today. If there was not enough time to complete an Activity Page in class, students can take it home and ask their parents to help them complete it.

2. Encourage students to memorize Psalm 33:6 and the first two segments of The Apostles' Creed.

Additional Resources:

Materials that teach a literal, 6-day view of creation week can be purchased from:

1. Ambassador Publications
2. Answers in Genesis, PO Box 510, Hebron, KY 41048. www.answersingenesis.org

Lesson 4

God Made Me

Bible Lesson: John 9:1-25. (See also John 9:26-38)

Memory Verse: I will give thanks to You, for I am fearfully and wonderfully made; wonderful are Your works, and my soul knows it very well. *Psalms 139:14*

Enrichment Memory Verse: My frame was not hidden from You, when I was made in secret, and skillfully wrought in the depths of the earth; Your eyes have seen my unformed substance; and in Your book were all written the days that were ordained for me, when as yet there was not one of them. *Psalms 139:15-16*

Catechism Memory Work: I believe in God the Father Almighty, Maker of heaven and earth. *What does this mean?* I believe that God has created me and all that exists; that He has given and still preserves to me my body and soul, my eyes and ears, and all my members...

TEACHER PREPARATION

Prepare to Teach...

- ✦ That God has created each person different from everyone else. Each one is made different because God has special plans for each one.
- ✦ That some people have disabilities or handicaps. These people are to be treated with kindness and understanding because God loves them and wants us to love them too.
- ✦ That God is wise in all that He does. We need to trust that He has created us exactly as He wants us to be and that He can use us to bring honor and glory to His name.

Prepare Materials:

Along with the regular materials needed for class, you will need the following items for this lesson:

1. Bring to class a variety of objects in a "Secret Stash" box or bag. Try to find objects that would represent something from each day of creation. If an object is unattainable, use a picture. As a review of Lesson 3 students will determine on which day God created the object. Be sure at least one object or picture is of a person. A more detailed description of the

activity is found in the *Review* and *Introduction to Lesson* sections.

2. Prepare the following to be used as a review of Lesson 3 and as an Introduction to Lesson 4. On a chalk or marker board, write the title: "Creation Chart". Then list the days and a brief description of the things that were created on that day. Example:
 Creation Chart
 Day 1—created light and separated day from night
 Day 2—sky or heavens
 Day 3—separated water from dry land; created grass, plants
 Day 4—sun, moon, and stars
 Day 5—fish and birds
 Day 6—livestock, crawling creatures, wild animals, man
3. A sample of the Braille alphabet with raised dots. If unable to acquire a card with raised dots, Activity 1 shows the Braille alphabet with flat dots.

BIBLE BACKGROUND

A. Prayer Preparation

1. Thank God for His provision and supplying all your needs. Thank Him that He has made you the unique person that you are. Pray that He will use you, your abilities and your *inabilities*, to bring honor and glory to Him.
2. Thank God for His Word. Thank Him for salvation through the finished work of Christ on the cross.
3. Thank God for your students and the privilege of teaching them His Word

4. Pray that God will teach you as you prepare this lesson, and that He will prepare your students to receive His Word with open hearts.

B. Bible Study

In the New Testament, we have a number of instances of Jesus healing the lame, the blind, and the deaf. We see very clearly that our Savior has power over all things; the physical and the spiritual. The senses that we have are given to us by God who then uses them to convey His gracious gifts to us. We have ears that can hear the Gospel; we have eyes that see the beauty of creation; we can feel the warmth of our clothing around us; we can literally smell the roses; we can taste the good food that He daily provides to us. We are confessing that God made “me.” This creation is an act of a God who created and loves each of us as individuals. Sin has brought about significant problems in these good gifts to us. That which God called “very good” in the beginning now has to deal with the curse that sin brought to mankind.

In Romans 8:19-23 we are told that “the creation was subjected to futility” and “we know that the whole creation groans and suffers the pains of childbirth together until now. And not only this, but also we ourselves, having the first fruits of the Spirit, even we ourselves groan within ourselves, waiting eagerly for our adoption as sons, the redemption of our body.” With sin came sickness and death. The list of diseases and other ways that our bodies deteriorate and succumb to death is long. Our God and Creator did not mean for this to be but mankind rebelled against God. What we hear in the meaning of the 1st Article is that the God who created us has not abandoned us even after the rebellion into sin. We will see this spoken of quite a bit in Articles 2 and 3 but even here we have the assurance that God has given and “preserves.”

In John 9 we have a glorious healing; a man was being given something he had never had before; he was given the use of his eyes. We too look forward to something even better, a day when the corruption of our bodies and souls will be taken away and we will be in the presence of the Savior. In this world, we have only ever known the effects of the Fall on that which God created and called, “very good.”

Even taking into account the Fall, and the corruption that has come to our bodies and all creation, we still marvel at the gift that God has given to us in our physical bodies. We are still able to say with David as he wrote, we are “fearfully and wonderfully made” (Psalm 139:13-16). This reminds us of the great privilege and opportunity that we have to uphold the sanctity of every human life because it is a life given and preserved by God. We recognize that God preserves our bodies and often does this through the gift of doctors and nurses who have the skills and abilities to perform surgeries and prescribe medicines. We thank God for the various ways that God has preserved our lives even in this broken and sinful world.

BEGINNING YOUR CLASS HOUR

Welcome

Lesson 4 teaches that God made each one of us unique individuals. As you welcome your students to class today and as a way to get to know them better, greet each one and **ASK** “So, what makes you different from all other people?”

Open with Prayer

Praise God that He is all powerful.
Thank God that He has created each one of us.
Ask God to help each one use his or her gifts and talents to bring honor and glory to Him.

Recite Memory Work

Listen to the students recite their memory work:
From the Bible: Psalm 33:6

And From the Catechism: *I believe in God the Father Almighty, Maker of heaven and earth. What does this mean? I believe that God has created me and all that exists;*

Review

EXPLAIN to the students that you have some objects in your “Secret Stash” bag that will remind them of the days of creation that they studied about in the last lesson. But, you need help deciding on which day God created that object. **PULL OUT** one of the objects and show it to the class. **ASK** What day of creation does this object remind you of?

TELL students they may use the Creation Chart on the board. **REPEAT** this activity about five times pulling out different objects. **NOTE:** *Don’t use the object that represents people at this time. That object will be used when you introduce the lesson.*

Introduce Wall Words

Abilities—Skills and talents are a person's abilities. Each person has different skills and talents and is able to do different things. One person may have the ability to be very good at playing sports or doing other physical activity, while another may be very good at reading or art or music; while still another person has the skill to work with animals. God has given each one his or her own special skills and talents.

Image—An image is a likeness of something else. Human beings were the only created thing that was made in the image of God (Genesis 1:27). This does not mean that human beings *look* like God. This does mean that, like God, the first man and woman (Adam and Eve) were without sin and had perfect wisdom, perfect righteousness, perfect holiness, perfect peace, and perfect joy. However, man and woman lost this perfect image of God when they sinned.

Preserve—God creates each person with a body and soul, eyes and ears, and all his or her body parts. God preserves, or takes care of, this special creation because He wants to use people to accomplish His special plan and purpose.

Purpose—A purpose is the reason for which something exists. For instance, the purpose of a glass is to hold a liquid like milk or water so a person can drink from it. God has a purpose for each person He has created. He has made each one with unique gifts and talents so His plans can be accomplished.

Soul—The soul is the part of a person that nobody can see, the part that will exist (go on) forever. When God created the first man, Adam, He breathed life into him (Genesis 2:7). The Bible says that then man became a living soul. Man was different from animals because he had a soul. Man could think about God and about himself, and about what God wanted him to do and think. He could talk to God and be God's friend. Since the creation of man, every person is born with a soul. God wants your soul to forever live with Him in heaven.

Wise—A person may know a lot of information and be really smart, but not be wise. A wise person uses what he or she knows and applies that knowledge to real life situations. Psalm 111:10 tells us that "the fear of the Lord is the beginning of wisdom." Psalm 119 explains that studying God's Word makes me "wiser than my enemies", gives me "more insight than all my teachers" and helps me "understand more than the aged." And James 1:5 says God will give wisdom to anyone who asks for it. Some other teachings on becoming wise and gaining wisdom are found in Psalm 19:7.

Introduce the Lesson

DIRECT the students' attention back to your "Secret Stash" bag and the Creation Chart.

SAY There is one more object in my bag. I would like you to help me figure out what day of creation this object reminds you of. **REMOVE** the object that represents human beings. **PULL OUT** one of the objects and show it to the class. **ASK** What day of creation does this object remind you of? (*Day 6*)

SAY Today we are going to learn that God made each person unique. None of us look the same. None of us have the same gifts, talents, or abilities. Even identical twins are not exactly the same; there is usually something different between them so you can tell them apart.

Because each of you is different, you can do different things. **ASK** What is something you especially enjoy doing?

God has a special plan to use each one of you to bring honor and glory to Him. In today's lesson we are going to learn how a man's blindness was used to show God's power.

Teach the Lesson

SAY turn to Lesson 4 in your book. **ASK** What is the title of this lesson? (*God Made Me*) Let's **READ** the first paragraph to find out how God made you. **ASK** Did God make you out of dirt and then breathe life into you as He did with Adam? (*No*) Though none of us was created on day 6 of the creation week, God did make the human body with the ability to have babies. God made it possible for you to be born.

READ paragraph 2. **SAY** This paragraph reminds us that we are made in the image of God. This does not mean we look like God. We have eyes and ears and hands and feet and skin. God doesn't have any of these because God is a spirit. This does mean that, like God, the first man and woman (Adam and Eve) were without sin and had perfect wisdom, perfect righteousness, perfect holiness, perfect peace, and perfect joy. However, man and woman lost this perfect image of God when they sinned.

READ paragraphs 3 and 4. **SAY** In these two paragraphs, find another name for God and underline it. (*Your Creator*) **ASK** What has your Creator given you? (*your body, your soul, your*

abilities) **ASK** What is your soul? (*the part of you that will live forever*) **ASK** What are abilities? (*skills and talents; things you are able to do*) Because you have the abilities that you have, you can serve God in a way that no one else can. Often we hear the word *disability*. Someone with a disability is not able to do all the things others can. They may not be able to see, or hear, or talk, or walk, or think the same way most people can. Sometimes we don't understand why someone has a disability or is different from others. Sometimes people aren't kind to others that are different. Sometimes we make fun of or tease people who can't read or walk or speak very well. We need to realize that God has given each person special abilities and *disabilities* to be used in service to Him.

Let's read about a man who was born different than most people. **READ** paragraphs 5 through 11. We would say the blind man had a disability, but Jesus performed a miracle and changed this man's body and soul. His disability was used to make known God's ability to heal both body and soul.

We can also be read about this miracle in John 9:1-25. **ASK** How was the man in our story different from others? (*He was blind.*) What did people think caused the man's blindness? (*his sin or the sins of his parents.*) What did Jesus say was the reason for the man's blindness? (*so the power of God might be shown in him*) How was God's might shown in the life of the blind man? (*God caused the blind man to see*) How did this miracle show that Jesus is God? (*only God can perform miracles—John 9:33*)

SAY Jesus made the blind man's eyes see because that was God's plan. Sometimes God heals people who are hurt or sick and makes them whole. But sometimes He does not heal because He can use them better the way they are. Though God does not always heal a person's body, He is always willing to heal a person's sin-sick soul. As exciting as it must have been for the blind man to be able to see, something even more wonderful happened to the man. His spiritual eyes were opened and he came to believe in Jesus as his Savior (John 9:38) and worshiped Him. He loved Jesus for healing his body, but most of all for forgiving his sins and healing his soul.

Finish the lesson by **READING** the last two paragraphs (paragraphs 12-13).

ASK students to think about someone they know who is disabled or handicapped. Perhaps there is a student in the class who has a disability. **ASK** Can a disabled person serve God even with the disability? (*Absolutely. We ALL have limitations in our abilities. Encourage students to recognize their strengths and use those strengths to serve God.*)

With some sensitivity, guide a **DISCUSSION** on some ways the students can minimize their *inabilities* and maximize the *abilities* that God has blessed them with. **REMINDE** the students that God loves each one of them. No matter what their *inabilities* are, God still loves them. **REMINDE** them too, that God will use their abilities and *inabilities* to do mighty things for Him, if they are willing to follow God's ways.

APPLYING THE BIBLE LESSON

Memory Work

BIBLE VERSE—Psalm 139:14

I will give thanks to You, for I am fearfully and wonderfully made; wonderful are Your works, and my soul knows it very well.

Use one of the memorization techniques at the front of the Teacher Manual to help students commit the Bible verse to memory.

CATECHISM

Have each student add the next segment of the Meaning: to the First Article of the Apostles' Creed that *He has given and still preserves to me my body and soul, my eyes and ears, and all my members...*

Then the student may draw whatever kind of line he wishes to make an edge for the puzzle piece. Cut the piece off along that line.

Allow students time to place all their puzzle pieces together. At this point, the students should have pieces for the following portion of The Apostles' Creed:

I believe in God the Father Almighty, Maker of heaven and earth.

What does this mean? I believe that God has created me and all that exists;

that He has given and still preserves to me my body and soul, my eyes and ears, and all my members...

The First Article of the Apostles' Creed that the students have.

Students should place the puzzle piece in their envelope.

Send the puzzle home with the students and encourage them to put their puzzle together once a day, read through it, and memorize the new section and any other sections they haven't committed to memory.

(See sample puzzle at the front of this Teacher Manual.)

Activity Pages

Activity 1

See answer key for location of words in puzzle.

Activity 2

ANSWERS:

1. True
2. False; CHANGE "enjoy life" to "serve God"
3. False; CHANGE "because his parents had sinned" to "show the power of God"
4. False; CHANGE "Jordan River" to "pool of Siloam" (See John 9:7)
5. True
6. False; CHANGE "no one" to "many."

CLOSING THE LESSON

Closing Prayer

Dear Heavenly Father, Thank You for using Your great wisdom when you made each one of us. Thank You for our bodies and the way they work. Help us to love and trust You more and more each day so that You can use us to serve You and others. Forgive us for when we have been mean to someone because they are different than we are. Help us to be loving and kind to others, because You love them and want us to be kind to them. We pray for people that are handicapped or disabled that they would understand that You love them and want to do mighty things through them. In Jesus' Name we pray. Amen

Assignment

1. Send the Apostles' Creed puzzle home with the students and encourage them to put their puzzle together once a day, read through it, and memorize the new section and any other sections they haven't committed to memory.
2. Send Activity sheets home with students. Encourage students to use these pages to tell their parents what they learned today in class.
3. Remind students to memorize Psalm 139:14 and the first three segments of The Apostles' Creed
4. Advanced students can also memorize Psalm 139:15-16

Lesson 5

God Keeps Me

Bible Lesson: Acts 24:1-44

Memory Verse: You are my hiding place; You preserve me from trouble; You surround me with songs of deliverance. *Psalms 32:7*

Enrichment Memory Verse: God is our refuge and strength, a very present help in trouble. Therefore we will not fear, though the earth should change and though the mountains slip into the heart of the sea; though its waters roar and foam, though the mountains quake at its swelling pride. *Psalms 46:1-3*

Catechism Memory Work: I believe in God the Father Almighty, Maker of heaven and earth. *What does this mean?* I believe that God has created me and all that exists; that He has given and still preserves to me my body and soul, my eyes and ears, and all my members, ...

TEACHER PREPARATION

Prepare to Teach...

- ✚ That God graciously preserves His children
- ✚ That the Apostle Paul experienced great sufferings and difficulties on his journey to Rome but God preserved him through it all
- ✚ That no matter what difficulties we face, God is always with us

Prepare Materials:

Along with the regular materials needed for class, you will need the following items for this lesson:

12 cut-out ships. (See pattern at the end of the lesson.)

Write the lesson's review questions on the ships—one question per ship. Number the questions/ships so the questions can be asked in order of the story's events. Place ships in the "Surprise Sack" and use them to review the lesson. Ask the questions in numerical order so they are asked in the order of the story's events.

BIBLE BACKGROUND

1. Prayer Preparation

1. Pray that God would inspire and challenge you as you prepare this lesson.
2. Ask God to prepare the heart of each student to learn His truth from this lesson. Pray that he or she will understand that God is always available no matter what the circumstance.

2. Bible Study

The Old Testament records for us the amazing and miraculous salvation and preservation of the children of Israel. The book of Exodus shows us the Lord saving the people out of slavery in Egypt. They are protected from the 10 Plagues and saved by passing through the parted waters of the Red Sea. Then the Lord provided for them for 40 years in their desert wanderings. They were given food from heaven (manna and quail), they were given water to drink, and even their sandals and clothes did not wear out (Deut. 29:5).

The Lord delivered them and preserved them. This same God, who cared so much for the nation of Israel, cares for you and your students. Think of the amazing way in which we are created. In waking hours, our heart beats and beats pumping blood through our bodies; our lungs keep drawing in breath without us consciously thinking about it. Other times we dive into a pool or lake and we can hold our breath until we break through the surface and resume breathing. As we mentioned in the last lesson, "we are fearfully and wonderfully made" (Psalm 139:14).

In Acts, we have the record of Paul being cast about at sea and the ship being run into a reef. Paul was also in a shipwreck in which he was left floating in the water for a day and a night (2 Cor. 11:24-31). Paul was not only preserved from shipwrecks but also from snake bites and stoning (Acts 28:3, Acts 14:19). We might not have been preserved through such dire situations as Paul but we can look back on when friends and family were preserved from some sickness or other types of harm.

When we speak of God as Creator and Preserver we are making clear that we believe in God's intervention in history. In the Creed, we are stating not that God "got things started and now will not intervene." This is the teaching of Deism which denies the reality of God's revealed Word and also the Incarnation of Jesus Christ (John 1:1, 14). Our God preserves us body and soul. His provision is comprehensive and more than sufficient. As Scripture says, we have received "grace upon grace." This is clearly evident in His continual care for us; preserving us body and soul.

This picture of God guarding us or keeping us brings to mind the watchful care of a soldier on duty protecting his fellow soldiers. The soldiers can rest knowing someone is protecting *them* from danger and attack. We who believe and confess the Creed are watched over by God. He guards and keeps us safe from all things that might cause us harm. As you have perhaps heard used as a Benediction, "Now to Him who is able to keep you from stumbling, and to make you stand in the presence of His glory blameless with great joy, to the only God our Savior, through Jesus Christ our Lord, be glory, majesty, dominion and authority, before all time and now and forever. Amen." (Jude 24-25).

3. Background to Acts 27

When Paul was arrested by Jewish leaders for preaching the gospel, he was eventually imprisoned in Caesarea (Acts 23:23-24). When Festus became governor of Judea, Jewish leaders asked to have Paul transferred to Jerusalem for trial, intending to have Paul killed in an ambush along the way. Paul knew he would not receive a fair trial in the Jewish religious court; as a Roman citizen, he appealed to Caesar to be tried in Rome.

Paul Under Julius' Care—Acts 27:3

A Roman centurion, Julius, was put in charge of Paul during the journey to Rome. He was also in charge of a group of criminals who were being sent to Rome where they would very likely be contestants against wild animals in the Roman arenas. Julius was a fine man and, if he was not already acquainted with Paul, he learned quickly that Paul could be trusted. He did not treat Paul as an ordinary criminal.

Paul Preserved at Sea—Acts 27:4-29

Sailing in the Mediterranean Sea in Paul's day was dangerous. The prevailing wind from the west prevented a straight voyage from Caesarea to Italy. The ship Paul was on sailed up the coast of Palestine and made a short stop at Sidon. From there, the ship continued north and rounded the island of Cyprus before sailing west along the coast of Cilicia and Pamphylia, where a westward current in the sea helped the ship make headway against the wind. This journey from Sidon to Myra, where they landed, would take between 10-15 days.

At Myra, they boarded a larger cargo ship that had stopped there on its way from Alexandria (Egypt) to Rome. The ship's cargo was grain. They sailed west, following the protection offered by the coast, but eventually progress was so slow that they sailed south toward the island of Crete, hoping to find protection from the wind on Crete's south side. The sailing was difficult there too, and they stopped at a harbor called Fair Havens about midway down the southern coast of Crete.

Sailing the Mediterranean Sea became dangerous from mid-September through October. All sailing ceased from mid-November to March. The trip recorded in Acts 27 took longer than expected making it necessary to navigate the Mediterranean in early October. Paul advised the centurion not to continue the trip but to spend the winter on Crete and to complete the trip to Rome the next year. But, because the ship's pilot and captain, along with the centurion, decided to sail along the coast to Phoenix where a more sheltered harbor was located. Paul warned them that disaster would come on them if they left Fair Havens, but when a gentle south wind began blowing, they struck out on the short voyage.

They sailed only a short time when suddenly a hurricane-like wind hit the ship and carried it away from Crete. It passed a small island about 25 miles from Crete. The island offered protection from the wind only long enough for the crew to bring aboard a small boat they had been towing and to make the ship as secure against the storm as they could. Soon the storm caught them again and carried them southwest toward the coast of Africa where they knew they would run aground on sandbars. The ship would be torn apart and

their lives lost. They were at the mercy of the storm, but were probably able to put up a small sail which they set so the ship would be driven a little northwest.

On the first day after the storm began, they threw overboard any easy-to-reach cargo and freight. On the third day, they threw over what was probably the ship's furniture. (Since the ship's tackle—anchors, rudders, and sail are used in verse 40, that is not what was thrown overboard.) For days the clouds which accompanied the fierce storm hid the stars and sun. It was impossible to chart their position or direction.

Paul, Luke, and Aristarchus (if he sailed with them from Myra) were probably the only Christians on the ship. Even they began to lose hope that they would be saved from the storm. Everyone was weak and exhausted. Then, one morning, Paul announced to them all, "Men, you ought to have followed my advice and not to have set sail from Crete and incurred this damage and loss. Yet now, I urge you to keep up your courage, for there will be no loss of life among you, but only the ship." Paul continued, "For, this very night an angel of the God to whom I belong and whom I serve stood before me saying, 'Do not be afraid, Paul; you must stand before Caesar; and behold, God has granted you all those who are sailing with you.'" Then Paul concluded, "Therefore, keep up your courage, men, for I believe God that it will turn out exactly as I have been told." Though the ship would run aground, all those on board would survive.

At midnight on the 14th night of the storm, the sailors could tell by the sound of breakers that they were near land. After taking two measurements of the water's depth, they knew that they were entering shallower water. In an attempt to protect the ship, they dropped four anchors from the ship's stern. This served to turn the ship so that the stronger end (bow) would hit land first, and also slowed the ship's progress toward shore.

Paul is Preserved from Deceivers

In the darkness, the sailors let down the lifeboat, pretending they were going to place more anchors from the ship's bow. Their real plan was to escape from the doomed ship. Paul warned the centurion that if the sailors escaped, the passengers would be unable to land the ship and would be killed. And so the soldiers cut loose the lifeboat and it fell into the sea.

Before dawn the next morning, Paul encouraged all the men to eat and be strengthened, since they had not eaten regular meals during the two weeks while the storm raged. He also assured them again that no one would be harmed. After the 276 people on board had eaten, they threw the remaining cargo overboard so that the ship, lightened, would sail farther in to shore.

At daylight they cut the anchor ropes, put up a sail, and attempted to run the ship aground on a sandy beach. But the ship hit a sandbar and the bow stuck while the ship's stern, beaten by the vicious waves, broke apart.

Paul Preserved by the Centurion

The soldiers, afraid the prisoners would escape in the confusion of the shipwreck, intended to kill them instead. (If a prisoner escaped the life of his guard would be taken in his place.) The centurion wanted to keep Paul alive and so he stopped the soldiers. He ordered those who could, to swim to shore. The others were to float ashore on wreckage from the ship. Everyone reached shore safely. It was late October or early November.

Paul Preserved on Malta

When the survivors reached shore the islanders made a fire to warm them. As Paul placed a pile of brush on the fire, a poisonous snake bit his hand. The islanders, familiar with the effects of such a bite, expected Paul to die. They were sure this was the gods' way of punishing a murderer who had escaped their wrath at sea. Paul's God kept him alive even now. Paul lived, performed miracles, and preached the gospel on Malta. Three months later, he sailed safely to Rome where he continued to preach the gospel.

BEGINNING YOUR CLASS HOUR

Welcome

As students enter the room, invite them to "Come On-Board" and tell them today's lesson is about sailing and ships and shipwrecks.

Open with Prayer

1. Praise God for being everywhere present (omnipresent) so we know He is with us wherever we are.

2. Thank God for creating such a beautiful world and using His creation to provide for our every need.
3. Pray that God would use today's lesson to teach each one something new about our great God.

Recite Memory Work

Listen to students recite their memory work:

From the Bible: Psalm 139:14

And

From the Catechism:

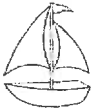
The First Article of Creation

I believe in God the Father Almighty, Maker of heaven and earth.

What does this mean? I believe that God has created me and all that exists; that He has given and still preserves to me my body and soul, my eyes and ears, and all my members,...

Review

Review the last lesson by playing a game of "Ship Building". Play the game like Hang Man but instead of "building" the body of a man, build five parts of a ship—mast, hull, two sails (draw each one separately), and a flag. (See sample ship below.) Have students discover the following truth from Lesson 4:



Thank God that He was very wise in the way He made you

Game Rules: One a chalk or marker board, draw a line for each letter of each word.

Leave a distinct gap between words. Students are to take turns calling out a letter of the alphabet. If the letter appears in the sentence, write the letter on the appropriate line. If the letter does not appear in the sentence, draw one part of the ship. The goal is for the students to complete the sentence before the ship is built.

If the students solve the puzzle before the ship is completely built, congratulate them, but finish drawing the parts of the boat and use it to introduce today's lesson.

Introduce Wall Words

Citizen—A person who legally lives in a country. A person is a citizen of the United States if he or she was either born in the United State or passed a Naturalization Test which allows that person to legally live in the United States. Different countries might have different ways that a person can become a citizen.

Decay—Decay means to rot or spoil. When plants and animals die, they immediately begin to decay.

Encouraged—Encouraged can mean to urge or talk someone into doing something. In today's story, Paul encourages the sailors to eat—he talks them into taking time to eat so they can regain their strength.

Graciously—God's act of kindly giving us good things that we don't deserve.

Preservation—The act of taking care of or saving something. In today's lesson, Paul encourages the men on the ship to eat because the food would be their *preservation*. The food would strengthen their bodies and save them from starvation. It would take care of their physical hunger and save them from dying of starvation.

Restore—to return to its original. When Jesus returns, those who believe in Him will receive new bodies that are free from sin. They will be perfect like Adam and Eve's original bodies were before they fell into sin.

Violent—very strong and able to do great damage; fierce

Introduce the Lesson

Draw the students' attention to the boat from the "Ship Building" review activity. Tell them that today's lesson is about sailing and ships and shipwrecks and how God preserved the Apostle Paul during a terrible storm on the Mediterranean Sea.

Teach the Lesson

REVIEW the Wall Word before reading the lesson. **TELL** the students that today's Bible lesson about the Apostle Paul is recorded in Acts 27.

Have the students **TURN** in their Bibles to Acts 27. **REMIND** them that the Bible is a record of true events that happened in history.

This lesson is about some very exciting and dangerous events in Paul's life. It is recommended that the lesson be read without stopping for discussion or questions.

READ the lesson out loud together as a class.

REVIEW

Cut-out 12 ships. (See pattern at the end of the lesson.)

Write the following questions on the ships—one question per ship. Number the questions/ships so the questions can be asked in order of the story's events.

PLACE ships in the “Surprise Sack” and use them to review the lesson.

1. Why is there pain, disease, decay, and death in this world? (*Sin brought these troubles into the world.*)
2. What is God’s remedy for the troubles sin has brought into this world? (*Jesus paid the price for sin when He died on the cross. Those who have Jesus as their savior have their sins forgiven and will live forever with Him.*)
3. Who does God **preserve**? (*Those who are His children.*)
4. In today’s lesson, who did God preserve? (*The Apostle Paul and all those on the ship.*)
5. Why was Paul arrested? (*for preaching the gospel*)
6. Why was Paul able to go to Rome for his trial? (*All Roman citizens had the right to ask for their case to be brought before the Emperor. Since Paul was a Roman citizen, he asked for his case to be heard by the Emperor who ruled from Rome. NOTE: Rome was, and still is, a city in the country of Italy.*)
7. Describe the weather while Paul was at sea. (*fiercely stormy*)

8. What was the feeling of those on board the ship? (*They had lost all hope of surviving.*)
9. How did God encourage Paul and everyone else? (*An angel spoke to Paul and told him not to be afraid. The angel also reassured Paul that everyone would survive the trip. And, he would safely get to Rome.*)
10. Once the ship neared land, what were the sailors afraid would happen? (*They were afraid the ship would crash.*)
11. The sailors hadn’t eaten well for many days. What did Paul tell them to do? (*take some food; eat. Eating would help them survive.*)
12. Did the angel’s message come true? (*Yes! Though the ship was destroyed, all the people on the ship survived.*) **EXPLAIN** to the students that Paul experienced great suffering and difficulty on his journey to Rome but God was with him through it all. **REMIN**d students that sometimes in this life they may experience suffering and difficulties. **ASK** Who is always with you, no matter what the suffering or difficulty? (*God*) God the Heavenly Father always cares for you!


APPLYING THE BIBLE LESSON

Memory Work

BIBLE VERSE—Introduce Psalm 32:7 to the students.

“You are my hiding place; You preserve me from trouble; You surround me with songs of deliverance.”

Since much of this lesson revolves around Paul’s dangerous adventure at sea, a sea turtle might be an appropriate object to help students remember this verse. Just like the turtle can pull its head and legs into the shell and hide there; God is our hiding place. Just like the turtle’s shell is always present to protect or preserve the turtle from harm; God is always present for His children when they experience difficulties or troubles. If the turtle could, it would probably sing songs of thankfulness for the hard shell that surrounds its soft body and delivers it from danger. God’s children, too, can sing songs of deliverance for the many times He surrounds them and protects them from danger.



CATECHISM—There are no new phrases to add to the First Article puzzle.

Students are to review The First Article and the meaning, through the phrase “...that He has given and still preserves to me my body and soul, my eyes and ears, and all my members...”

Activity Pages

Activity 1—Shipwreck

The following descriptions can be used to assist in identifying the event illustrated in each frame:

1. In the spring, Paul arrives in Rome (28:14)
2. The ship strikes a reef and is destroyed. All the men survived. (27:41)
3. Soldiers cut the ropes to the small boat (27:32)
4. Paul tells the men to eat (27:34)
5. Fierce storms toss the ship (27:18)
6. Paul boarding a ship to Rome (27:1-2)
7. Paul arrested (Acts 21)
8. Paul receives a message of encouragement from God (Acts 27:22)

(order: 7, 6, 5, 8, 3, 4, 2, 1)

Activity 2—Spell a Word

ANSWERS

1. *A*
2. *Y*
3. *I*

4. *L*5. *T*The name of the country is Italy.

CLOSING THE LESSON

Closing Prayer

*Dear Heavenly Father,
Thank you for Your Word, the Bible, that tells us
about how You worked in the lives of people that
lived years ago. Thank you, too, that You are still at
work in our world and in our lives. Help us to see
your hand at work in our lives as You protect us
and preserve so we may serve You.
In Jesus' Name, Amen.*

Assignment

1. Send the Apostles' Creed puzzle home with the students and encourage them to put their puzzle together at least once a day, review it, and memorize any sections they haven't committed to memory yet.
2. Send Activity sheets home with students. Encourage them to use these pages to tell their parents what they learned today in class. If there wasn't sufficient time to finish the Activity sheets in class, encourage students to complete them at home and bring them to class next week.
3. Remind students to memorize Psalm 32:7. The turtle shell can remind them of the key words/phrases: *hiding place, preserve, and surround*.
4. Advanced students can also memorize: Psalm 46:1-3

¹*"God is our refuge and strength,
A very present help in trouble.*

²*Therefore we will not fear, though the earth should
change*

*And though the mountains slip into the heart of the
sea;*

³*Though its waters roar and foam,
Though the mountains quake at its swelling pride."*

Pattern for ship cut-out to be used with Review Questions.



Lesson 6

God Gives Understanding

Bible Lesson: I Kings 3:3-28

Memory Verse: Give instruction to a wise man and he will be still wiser, teach a righteous man and he will increase his learning. The fear of the LORD is the beginning of wisdom, and the knowledge of the Holy One is understanding. *Proverbs 9-10*

Enrichment Memory Verse: Let the words of my mouth and the meditation of my heart be acceptable in Your sight, O LORD, my rock and my Redeemer. *Psalms 19:14*

Catechism Memory Work: I believe in God the Father Almighty, Maker of heaven and earth. *What does this mean?* I believe that God has created me and all that exists; that He has given and still preserves to me my body and soul, my eyes and ears, and all my members, my reason and all the powers of my soul...

TEACHER PREPARATION

Prepare to Teach...

- ✦ That God created us with minds that can learn, think, comprehend, and understand.
- ✦ That the same God Who gave Solomon great wisdom and understanding is our God and He continues to give wisdom and understanding today.

Prepare Materials:

Along with the regular materials needed for class, you will need the following items for this lesson:
No additional materials needed for this lesson.

BIBLE BACKGROUND

A. Prayer Preparation

As you prepare this lesson on *God Gives Understanding*, pray that God will give you understanding of the material you are to teach and that He would prepare the students' hearts and minds to receive and understand the lesson.

B. Bible Study I Kings 3:3-28

C. Creed Study

The Christian in this world is often accused of not using their brain. The unbeliever says that we are not thinking when we are proclaiming our faith in God and especially in the works of creation and redemption. In the Apostles' Creed we reject such a comment and declare that our minds and our understanding is a gift from God to be used for His glory and for the benefit of all people. We thank God for the wisdom and knowledge available to us.

In fact, a study of history will find that many of our finest educational institutions were begun by Christians seeking to cultivate the use of their minds and increase their knowledge of creation. This is also true when we examine the founders of many of our modern fields of study. Many of those individuals were Christians seeking to understand more completely the wonderful creation that God has allowed us to enjoy. When we confess in the Creed that He has provided us these things it is no wonder that many believers have made it their profession to explain and teach how this wonderful world works.

We also note that in teaching children to read and write we are doing this so that they might be able to read the Word of God and hear what God has done for them. In teaching them to write, we are providing an avenue that they might communicate the Word of God to their own friends and family. In the 1st Article we

are confessing that our reason is to be subject to God's Word and not that the Word of God is subject to our reason.

Luther's meaning to the 1st Article points out that God give us "all the powers of my soul." Again when we turn to the Word of God we see that we are created by God with a physical body but also an eternal soul. This reminds us that we are unique in creation. Angels are described as being spirit with no body, animals have bodies but no soul, and people have both body and soul.

Because of sin, our souls are full of corruption and wander along their own paths away from God. As it says in Isaiah 53:6, "All of us like sheep have gone astray, each of us has turned to his own way; but the LORD has caused the iniquity of us all to fall on Him." Our soul has no real power on its own. We are confessing in the 1st Article that any power that our soul has comes from God. As Paul said in Galatians 2:20, "I have been crucified with Christ; and it is no longer I who live, but Christ lives in me; and the life which I now live in the flesh I live by faith in the Son of God, who loved me and gave Himself up for me."

There are many who have denied that God is their creator or that He even exists (Psalm 14:1). But rejoice that in the Scripture God has been revealed to us and that in the Creed we are able to confess that we believe that He exists. Indeed, this is the beginning of wisdom (Proverbs 9:9-10).

BEGINNING YOUR CLASS HOUR

Welcome

Since this lesson begins with a boy named Sam who is frustrated because he can't remember some dates he'll be tested on in school, greet the children by asking them to recall some dates.

SAY Good morning, (insert child's name), what year were you born? (Answers will vary)

Or any of the following:

- What year did the American colonies declare their independence from Great Britain? (1776)
- What year are we currently living in? (Answer will vary)
- What year did Abraham Lincoln become president of America? (1861)
- What year did Canada receive their independence from Great Britain? (1867)

Some dates are intentionally meant to be easier than others.

Open with Prayer

Dear Heavenly Father. Thank you for creating us with brains that can think and remember and understand many things about You and Your created world. Help us to remember that there is always something new to learn. We pray that You will help us to understand the new things we learn and use the new information to serve You. In Jesus' Name. Amen.

Recite Memory Work

Listen to students recite their memory work:

From the Bible: Psalm 32:7

And

From the Catechism: I believe in God the Father Almighty, Maker of heaven and earth.

What does this mean? I believe that God has created me and all that exists; that He has given and still preserves to me my body and soul, my eyes and ears, and all my members,

Review

Place the Ship Questions from Lesson 5 in the "Surprise Sack". As a review of Lesson 5, have each student pull a Ship Question from the "Surprise Sack," read it, and give the answer. Fill in any important details the student may have missed.

End by **ASKING:** Who is always with us? (*God*)
SAY Today we will learn that our ever-present God, Who is always there for us, is also willing and able to give us understanding. Before we read the lesson, let's learn some new words.

Introduce Wall Words

Organized—sorting through something and putting it in a logical order

Discernment—the ability to grasp or understand something that is not clear or easily seen by the average person; the ability to decide truth from error, right from wrong

Proverbs—short saying with deep meanings

Judgment—a decision that is made after considering all sides of a situation

Comprehend—the ability to grasp or understand what something means

Observing—looking at, seeing, or watching someone or something

Meditate—Meditating is deeply thinking about or pondering an idea or situation for a long period of time. The writer of Psalm 104:34, reminds himself

and us that our meditations, the things we thing about, should be pleasing to the Lord. And, Philippians 4:8 list the things the Christian should let his/her mind dwell on: "...whatever is true, whatever is honorable, whatever is right, whatever is pure, whatever is lovely, whatever is of good repute, if there is any excellence and if anything worthy of praise, dwell on these things."

Introduce the Lesson

SAY to the students, when you came in to class, I asked you questions. Some of the questions were easier than others. You knew some of the answers, but probably not all of them because you either haven't learned them yet, or you have learned them but no longer remember them.

Teach the Lesson

Let's **READ** about a boy named Sam who was studying for a history test and was having trouble remembering the information he studied. **READ** paragraphs 1-3. **DRAW** the students' attention back to the beginning of paragraph 3 where it says, "God has created people with minds to learn many facts and the wisdom and ability to make connections between those facts." **REMIND** the students that they do need to study and work hard to learn new things. But, they can do more. They can go to the Source of all truth. They can go to God in prayer and ask Him for help in understanding. See II Timothy 2:7 and James 1:5.

SAY The Bible tells us about a man who received great wisdom from God. His name was Solomon. **INTRODUCE** the students to Solomon. **READ** paragraph 4.

ASK What did Solomon ask God to give to him? (*wisdom*) **NAME** some of Solomon's accomplishments. (*discernment to rule the people; great knowledge of trees, plants, and animals; composed many songs and proverbs*) **SAY** One day

two women brought a very difficult situation before Solomon. Let's read about the situation and Solomon's very unusual and wise solution. **READ** paragraphs 5-7.

ASK What were the two women fighting over? (*a child*) What was Solomon's strange solution to the problem? (*Solomon ordered the child to be cut in half so the two women could share the child.*) [NOTE: Though this account might seem a little graphic for fourth graders, it is a part of the Word of God and, as such, should not be avoided. However, be sensitive to the students' reactions. Try to avoid any distress.]

Though Solomon's solution seems awful, it caused each woman to show her true feelings. **ASK** How did each of the women respond to Solomon's judgment? (*One woman agreed with the judgment and was willing to have the baby divided; one woman, the one who truly loved the child, was unwilling to have the baby divided, but desired to have the baby live even if it couldn't live with her.*)

How did Solomon know which woman to give the baby to? (*He knew the loving mother was the woman who was willing to give up her rights in order to allow the baby to live.*) Where did Solomon's wisdom come from? (*God*)

God continues to give understanding to people today. **READ** paragraphs 8 and 9 for a summary of how God has created us with minds that can learn, think, comprehend, and understand.

ENCOURAGE children to ask God to give them understanding of the things they learn. He wants us to use our minds to know Him and His Word. He wants us to learn about and care for His creation. He wants us to use our abilities to serve Him. **THANK** God for the mind and abilities He has given each one of us.

APPLYING THE BIBLE LESSON

Memory Work

BIBLE VERSE—Proverbs 9:9-10

Give instruction to a wise man and he will be still wiser, teach a righteous man and he will increase his learning. The fear of the LORD is the beginning of wisdom, and the knowledge of the Holy One is understanding.

CATECHISM—Have each student add the next segment of the Meaning to the First Article of The Apostles' Creed:

Add: *my reason and all the powers of my soul,*

Then the student may draw whatever kind of line he wishes to make an edge for the puzzle piece. Cut the piece off along that line.

Allow students time to place all their puzzle pieces together. At this point, the students should have pieces for the following portion of The Apostles' Creed:

I believe in God the Father Almighty, Maker of heaven and earth.

What does this mean? I believe that God has created me and all that exists; that He has given and still preserves to me my body and soul, my eyes and ears, and all my members, my reason and all the powers of my soul,

Then read together all the segments of the Apostles' Creed that the students have.

Students should place the puzzle piece in their envelope.

Send the puzzle home with the students and encourage them to put their puzzle together once a day, read through it, and memorize the new section and any other sections they haven't committed to memory.

See sample puzzle at the front of this Teacher Manual.

Activity Pages

Activity 1—Fill-in the Blank

ANSWERS

1. Solomon
2. Solomon, wisdom, discernment
3. World
4. Proverbs
5. Babies
6. Living
7. Mother
8. Comprehend
9. God's Word (the Bible)

Activity 2—Memory Verse Review

ANSWERS

1. I Thessalonians 5:24
2. II Timothy 3:14
3. Psalm 33:6
4. Psalm 32:7
5. Proverbs 9:9-10
6. Psalm 139:14

CLOSING THE LESSON

Closing Prayer

*Dear God,
We praise You that we are fearfully and wonderfully made. We realize that because we are sinners our minds have been darkened by sin so we don't understand everything the way You do. Please give us understanding that we may know You and Your creation more and more. Thank You for the minds and abilities that You have given us. We desire to use them to serve You. We pray that through the understanding You give us, others would be pointed to Jesus. Amen.*

Assignment

1. Ask students to bring one of their favorite toys to class next week.
2. Remind students to continue memorizing the Apostles' Creed and its meaning
3. Encourage students to take their Activity page home and use it to tell someone what they learned today in class. If there wasn't sufficient time to complete the Activity sheets in class have students finish them at home and bring them to class next week.
4. Remind students to memorize Proverbs 9:9-10.
5. Challenge advanced students to also memorize Psalm 19:14.

Lesson 7

God Gives Me Good Things

Bible Lesson: John 6:1-14

Memory Verse: Every good thing and every perfect gift is from above, coming down from the Father of lights, with whom there is no variation or shifting shadow. *James 1:17*

Enrichment Memory Verse: "Or what man is there among you who, when his son asks for a loaf will give him a stone? Or if he asks for a fish, he will not give him a snake, will he? If you then, being evil, know how to give good gifts to your children, how much more will your Father who is in heaven give what is good to those who ask Him!" *Matthew 7:9-11*

Catechism Memory Work: I believe in God the Father Almighty, Maker of heaven and earth. *What does this mean?* I believe that God has created me and all that exists; that He has given and still preserves to me my body and soul, my eyes and ears, and all my members, my reason and all the powers of my soul together with food and clothing, home and family, and all my property . . .

TEACHER PREPARATION

Prepare to Teach:

- ✦ That though we often use the words "my" and "mine," it is important to realize the things we have are gifts from God and belong to Him
- ✦ That Jesus performed miracles
- ✦ That students can honor and glorify God by wisely using the gifts He has given

Prepare Materials:

Along with the regular materials needed for class, you will need the following items for this lesson:

1. A small smoked fish (a can of sardines would work also)

2. A small loaf of unsliced bread
3. Knife and fork to cut and distribute the fish and bread
4. Small paper plate or napkin for each student

Prayer Preparation

As you prepare for this lesson, thank God for the gifts He has bestowed upon you, and ask for His guidance in how to wisely use these gifts to bring honor and glory to His name. Thank God for each of your students. Ask Him to prepare their hearts to receive the truths found in this lesson.

BIBLE BACKGROUND

A. Bible Study

The feeding of the 5,000 shows the compassion, the power, and the generosity of Jesus. This miracle is the only one, besides the resurrection, that is recorded in all four Gospels.

Jesus was ministering in the area of the Sea of Galilee where He often found large crowds of people following Him. On this occasion, the crowd numbered well over 5,000 since women and children were not included in the count (see Matthew 14:21). Among the Jews, women and children were not permitted to eat with men in public. They ate in a place by themselves but were, on this occasion, also fed by the miraculous multiplication of bread.

On this day Jesus had withdrawn with the disciples to a solitary place. But people soon learned where He was, and as the hours passed, the crowd of people bringing their needs to Jesus increased greatly. Jesus healed many sick people that day.

Jesus' Compassion

Toward evening, the disciples urged Jesus to send the people home because there was not food to feed them. Jesus responded, "Don't send them away. Give them something to eat." Philip quickly calculated the cost of the

food needed to serve such a crowd and replied, "If we were to give each person only a bite it would take more than what a man earns in eight months to buy it."

In the minds of the disciples the only solution was to send the people home before it got dark so that the people could buy food in the small villages on the way. Jesus knew from the beginning what He was going to do and permitted the people to stay as long as possible.

Jesus' Power

As they had passed among the crowd of people, the disciples met a young boy with five small barley loaves and two small fish. We don't know of sure, but perhaps the boy had been sent on an errand for the day, with a lunch that would satisfy him until he got home. Perhaps he had been attracted by the crowd following Jesus and became so caught-up in the events of the day that he didn't take time to eat his lunch. It appears that when the disciples began to think of food for this large multitude, this young boy offered them his lunch.

The disciples reported their discovery to Jesus. He then asked them to bring the loaves and fish to Him and to have the people sit down to eat. The disciples were perplexed. It would not be proper to ask the people to sit down to eat if there was only enough to feed one person. Yet, at the command of Jesus, they obeyed.

Then Jesus took the five loaves and two fish, looked up to heaven, and gave thanks. His heavenward look was for the benefit of the people. They were to know that their help was coming from God. Jesus then broke the loaves and fish so that each of the disciples had some to distribute to the crowds. The disciples in turn went through the crowds, handing out food to everyone. Miraculously, there was enough food to satisfy everyone's hunger.

Jesus' Generosity

Jews regarded bread as a gift from God. Any scraps that would fall on the ground during a meal were to be picked up. Now, too, the disciples were instructed by Jesus to go around and gather up what was left over. They did so and each one returned with a full basket of bread. Jesus had provided an abundant supply—more than was needed. But it was His will that nothing that had been provided be wasted.

So it is with our daily bread. God generously provides us with more than we need. We should thank Him for His generous provisions and take care that we do not waste or misuse what He has given.

God gives good gifts. He has promised those who trust Him that He will always provide everything that they need (Philippians 4:19). For all this we are to be truly thankful.

B. Creed Study

The Lord's Prayer was given by Jesus to His disciples. In the fourth petition we pray, "Give us this day our daily bread." This petition given to us by God tells us to pray that God would provide for us in these First Article gifts. We say in the Creed that we believe God provides and then in the Lord's Prayer we ask that God would continue to be faithful to His promises.

We can do this because of the revealed character of God. Jesus says in Matthew 7:9-11, "Or what man is there among you who, when his son asks for a loaf, will give him a stone? Or if he asks for a fish, he will not give him a snake, will he? If you then, being evil, know how to give good gifts to your children, how much more will your Father who is in heaven give what is good to those who ask Him!"

We thank God for the food that sustains us and the clothes that keep us warm. We thank Him for providing homes that keep us out of the elements and which we can rest secure in. We often take these things for granted for we consider them so ordinary. More often than not, God provides for us our daily bread, through regular means. But He has on occasion used miraculous means to graciously provide for the physical needs of some.

John 6 tells us that we believe in the one who can provide for the needy multitude. Jesus fed 5,000 people from five loaves and two fish. Later in the chapter it is made abundantly clear that Jesus can do this in regard to physical needs and also in our spiritual needs. The One that we confess to believe in is generous in giving. What an amazing experience it must have been for the disciples to gather twelve baskets with the left over bread from this meal!

We read in Luther's meaning that we are even confessing that God has provided us with the families we have. Many of us were born into homes that had moms and dads working hard to provide for and raise us up. Others have been adopted, brought into a family and cared for through God's guidance and wisdom. Even our siblings are given to us. Not to just be our punching bags or targets for our verbal "arrows," but our brothers or sisters are God's provision to us as companions and friends through stage after stage of our lives. This discussion of family might begin to lead us into considering the family of God that we are adopted into through faith. Much of that discussion will come in the following parts of the Creed.

In Acts 2:44-45 it states, “And all those who had believed were together and had all things in common; and they began selling their property and possessions and were sharing them with all, as anyone might have need.” These Christians knew that God had given them these good gifts, as He gives all good gifts (James 1:17). They recognized that the gifts could be used to help others and through them that others could receive from God their “daily bread.” It is an amazing thing to consider that we can be used of God to help others receiving good things from God!

BEGINNING YOUR CLASS HOUR

Welcome

Greet students by name as they come to class.

Open with Prayer

Thank God for the chance to study His Word today. Thank Him that He has so graciously provided for all our needs.

Ask God to open the students’ hearts and minds to receive and understand today’s lesson

Recite Memory Work

Listen to students recite their memory work:

From the Bible: Proverbs 9:9-10

And

From the Catechism: I believe in God the Father Almighty, Maker of heaven and earth.

What does this mean? I believe that God has created me and all that exists; that He has given and still preserves to me my body and soul, my eyes and ears, and all my members, my reason and all the powers of my soul . . .

Review

Use the following questions to review lesson 6:

1. The man you learned about in lesson 6 was King David’s son. What was his name? *(Solomon)*
2. When Solomon became king, what did he ask for? *(wisdom and/or discernment)*
3. Why did two women come to Solomon? *(The women came because one of their babies had died and they both claimed to be the mother of the living child. They wanted Solomon to decide who the living baby belonged to.)*
4. Who gave Solomon his wisdom and discernment? *(God. God is the giver of all good things.)*

Introduce Wall Words

glaring—extremely angry looking

belong—to be owned by

compassion—a deep concern or love for someone or something

performing—to be doing something

denarii—a silver Roman coin. During the time of Jesus, a denarii was the amount of money received for a full day’s work.

distributing—handing out, giving out, or sharing

Introduce the Lesson

Allow a couple minutes for each student to share about the toy he/she brought to class.

THANK the students for telling the class about their toy. Then **ASK** each student, “Whom does your toy belong to?” *(Most students will answer that the toy belongs to them.)*

Teach the Lesson

SAY Today’s lesson begins with two children arguing over a toy that was a gift to them from their father.

DIRECT students to turn in their books to page 27. **SAY** the lesson title is “God Gives Me Good Things.” Let’s **READ** what the disagreement is all about and what it teaches us about the gifts we receive.

While the students follow along silently, **READ** the story about Tommy and his sister, in paragraphs 1 through 4.

ASK What did the father mean when he said, “Now this doesn’t belong to either of you.”? *(Since he was the one who bought the toy, Dad would be the one who decided who could play with it, and when.)*

READ paragraph 5 to find out what happens later in the day. **SAY** to the students, even though we use the words “my” and “mine” often, what is important for all of us to remember about the things we have? *(All that we have are gifts to us from God. We should be thankful for these gifts and use them wisely in ways that would honor and glorify Him.)* **ASK** Why did God give us so many good things? *(Because He loves us!)*

SAY the rest of our lesson is about a miracle that Jesus performed using bread and fish.

DISTRIBUTE some of the bread and fish for each student to taste.

Now let's **READ** about a time when a young boy unselfishly gave all of his bread and fish to Jesus, and how Jesus performed a miracle with that food. **READ** paragraphs 6 through 10.

REVIEW:

1. What did the boy have that he was willing to give to Jesus? (*five loaves of bread and two fish*)
2. Where did the boy get his food from? (*from God. If students answer that he got his food from his mother at home, lead them to understand that EVERYTHING we have comes from God.*)
3. How did the boy wisely use his food to bring honor and glory to God? (*He unselfishly gave it to Jesus for Him to use as He wished.*)
4. What miracle did Jesus perform? (*He fed a crowd of over 5,000 people with five loaves of bread and two fish.*)

5. What did Jesus do before He distributed the food? (*He gave thanks to His heavenly Father.*)

SOMETHING TO THINK ABOUT:

What do you have that you are willing to give to Jesus?

Are you willing to wisely live your life in a way that brings honor and glory to Him?

CLOSE the lesson by asking the students one more time: "Whom does your toy belong to?" (*Most students now will answer that the toy belongs to God. It is a gift from Him that they are to wisely use to bring honor and glory to Him.*)

APPLYING THE BIBLE LESSON

Memory Work

BIBLE VERSE—James 1:17

Every good thing and every perfect gift is from above, coming down from the Father of lights, with whom there is no variation or shifting shadow.

CATECHISM—Have each student add the next segment of the Meaning to the First Article of The Apostles' Creed:

Add: together with food and clothing, home and family, and all my property

Then the student may draw whatever kind of line he wishes to make an edge for the puzzle piece. Cut the piece off along that line.

Allow students time to place all their puzzle pieces together. At this point, the students should have pieces for the following portion of The Apostles' Creed:

I believe in God the Father Almighty, Maker of heaven and earth.

What does this mean? I believe that God has created me and all that exists; that He has given and still preserves to me my body and soul, my eyes and ears, and all my members, my reason and all the powers of my soul, together with food and clothing, home and family, and all my property

Then read together all the segments of The Apostles' Creed that the students have.

Students should place the puzzle piece in their envelope.

Send the puzzle home with the students and encourage them to put their puzzle together once a day, read through it, and memorize the new section and any other sections they haven't committed to memory

See sample puzzle at the front of this Teacher Manual.

Activity Pages

Activity 1—What Does It Mean?

ANSWERS

Every good thing that we have comes from God, and He never changes.

Activity 2—Plenty to Eat

ANSWERS

1. Perform miracles
2. Buy bread
3. Andrew
4. 5,000
5. 12

Activity 3—What's Missing

ANSWERS (See answers on website)

CLOSING THE LESSON**Closing Prayer**

Thank You, heavenly Father, that You are always good, and that everything You give is good. Thank You that You never change. We know that we are not good. We are often selfish and we forget to thank You. Forgive us. We ask You to live in our hearts and to use us to bring honor and glory to You. In Jesus's Name and for His sake we pray. Amen

Assignment

1. Have students make a list of ALL the things they need in one day.
2. Remind students to continue memorizing the Apostles' Creed and its meaning
3. Encourage students to take their Activity pages home and use it to tell someone what they learned today in class. If there wasn't sufficient time to complete the activity sheets in class, have students finish them at home and bring them to class next week.
4. Remind students to memorize James 1:17.
5. Challenge advanced students to also memorize Matthew 7:9-11.

Lesson 8

God Keeps Me Going

Bible Lesson: 1 Kings 17:1-16

Memory Verse: Look at the birds of the air, that they do not sow, nor reap nor gather into barns, and yet your heavenly Father feeds them. Are you not worth much more than they? *Matthew 6:26*

Enrichment Memory Verse: And my God will supply all your needs according to His riches in glory in Christ Jesus. *Philippians 4:19*

Catechism Memory Work: I believe in God the Father Almighty, Maker of heaven and earth. *What does this mean?* I believe that God has created me and all that exists; that He has given and still preserves to me my body and soul, my eyes and ears, and all my members, my reason and all the powers of my soul together with food and clothing, home and family, and all my property, that He daily provides abundantly for all the needs of my life ...

TEACHER PREPARATION

Prepare to Teach:

- ✦ That God can be trusted to provide everything that is needed for our physical and spiritual lives
- ✦ The difference between wants and needs
- ✦ That ALL things come from God

Prepare Materials:

Along with the regular materials needed for class, you will need the following items for this lesson:

1. Secret Stash bag with 5 bread loaf pictures and 2 fish pictures. Write the following review questions on the pictures. One question per picture.

What did the boy have that he was willing to give to Jesus? *(five loaves of bread and two fish)*

Where did the boy get his food from? *(from God. If students answer that he got his food from his mother at home, lead them to understand that EVERYTHING we have comes from God.)*

How did the boy wisely use his food to bring honor and glory to God? *(He unselfishly gave it to Jesus for Him to use as He wished.)*

What miracle did Jesus perform? *(He fed a crowd of over 5,000 people with five loaves of bread and two fish.)*

What did Jesus do before He distributed the food? *(He gave thanks to His heavenly Father.)*

To Whom does everything belong? *(God)*

Why did God give us so many good things? *(Because He loves us)*

2. Compile a list of ALL the things you use every day.

Prayer Preparation

1. Thank God for His daily provision of both physical and spiritual needs—especially His grace and forgiveness. Thank Him for His Word, for in it He has given everything you need for salvation and your daily walk.
2. Pray for grace to receive His Word and all that it imparts.
3. Pray that your students will understand that God has provided, and continues to provide, everything they need, both physically and spiritually.

BIBLE BACKGROUND

A. Bible Study (This material was gleaned from the current TM. cj)**I Kings 17:1-16**

During the time of Elijah, Israel's king was Ahab. The Bible says that King Ahab did more evil in the sight of God than any of the kings who served before him. He, along with his wicked wife, Jezebel, led the nation of Israel in the worship of idols.

God had warned Israel that if the people worshiped other gods "the Lord's anger will burn against you, and He will shut the heavens so that it will not rain and the ground will yield no produce..." (Deuteronomy 11:16-17). This judgment of God was now being carried out on the nation of Israel.

In order to warn the people of His judgment God did not see fit to raise up a prophet from among the *religious* leaders of Israel. Indeed, the priests of Israel were themselves caught up in the worship of idols and did not consider idol worship a serious evil. So God called Elijah, a man from a small, obscure, distant town, to deliver His message of warning.

Elijah's God

Elijah means, "The Lord is God". While the officials and leaders of Israel worshiped other gods, the gods of the Canaanites, Elijah worshiped Jehovah. He warned Israel of what would happen if the nation continued to reject the true God. The gods they worshiped would not be able to protect them or provide for them. If the people continued to reject the true God, they would experience lack of the basic necessities of life. Elijah's life demonstrated that those who have the Lord as their God need not fear anything, while those who trust other gods will lack basic needs even though they live in the Promised Land. Elijah's God cared for Elijah even though Elijah had to live away from the Promised Land.

Elijah's Provision

When the predicted drought came as a result of Israel's sin, everyone in the area suffered. The rich and the poor, the strong and the weak, masters and servants all felt the effects of God's judgment. But God had a special provision for His servant Elijah. God was not affected by the drought. He instructed Elijah to hide out along the brook named Cherith and God caused ravens to fly in with food for Elijah as he needed it. Elijah was sustained in a very unusual way, a way ordained by God, while those who lived in the cities and town of the Promised Land were going hungry.

Eventually the brook dried up and even the ravens stopped bringing food. But that extremely severe situation did not hinder the Lord's provision for his prophet. Even though ravens scavengers by nature, were no longer bringing food, God directed Elijah to a place where food would continue to be provided.

God instructed Elijah to go to Zarephath, a small town located on the Mediterranean coastline between Tyre and Sidon. In Zarephath Elijah met a widow who was in a desperate situation. She and her son had no one to care for her and she had only enough food for one more meal. Even that meal was only enough for two people. But again God was not hindered by any lack. Through Elijah, God promised the woman that she would have a continuous supply of food in her house until the drought ended.

God was true to His word. Though the woman used the last of her flour and oil to make a breadcake for Elijah, there was more left to make bread for herself and her son. As God had promised, there was enough food every day for these three people until the drought ended.

What God has promised, God will provide. Desperate circumstances should not trouble us, for the fulfillment is dependent upon God's ability and God is able to do exceeding abundantly beyond all that we may ask or think (Ephesians 3:20).

B. Creed Study

(This Bible/CREED Background is an unedited version and is to be replaced at a later date with the edited version.)

The Lord has promised never to leave us or forsake us. God has not provided for us once and then abandoned us. The Scriptures make clear the continuous activity and intervention of God in this world. The climax of this is the Incarnation in which God took on flesh and became man.

In I Kings 17 God tells the prophet Elijah to go to Zarephath, which belongs to Sidon. This town is of note in at least one way; Sidon was the area from which Jezebel came (1 Kings 16:31-33). So God sends His prophet into the home area of this wicked woman. We are reminded through this that God can provide "our daily bread"

even in situations which seem impossible. The world may be against us but God will not abandon us. He can keep us going when everything points to our failure or destruction.

When we look at the story in I Kings we might ask the question, "How is that abundantly?" The abundance doesn't mean that we have all the niceties that the world has to offer. In fact, as Christians we should be prepared and not surprised when the world tries to take away those comforts that others enjoy so regularly. We remember that Jesus Himself said, "The foxes have holes and birds of the air have nests, but the Son of Man has nowhere to lay His head" (Matthew 8:20).

The reality is that our greatest needs are spiritual and God has promised to provide everything in that area. However, we confess in the Creed that we believe our physical needs are not forgotten either. Elijah was provided for miraculously; we are provided for, most often, through the people around us using their gifts and abilities to help us receive these things.

In the enrichment memory verse for this lesson, Philippians 4:19, we are told, "And my God will supply all your needs according to His riches in glory in Christ Jesus." Paul shares these words after he has made clear to the Philippian believers that he has learned how to view the various situations that life brought him. He said, "I know how to get along with humble means, and I also know how to live in prosperity; in any and every circumstance I have learned the secret of being filled and going hungry, both of having abundance and suffering need. I can do all things through Him who strengthens me" (Philippians 4:12-13).

We live in a society that places so much value on performance. We are often told that you will only be cared for, loved, or considered to be of any value if you are able to perform certain things for others or for society as a whole. What happens when we don't perform? Society casts us aside. But God has declared that we are precious to Him not because of what we do but because of what Jesus Christ, His One and Only Son, came and did for us. He redeemed us with His precious blood. If He has provided for us so abundantly in this way, He will certainly care for us in all things.

BEGINNING OUR CLASS HOUR

Welcome

As students enter the classroom, **ASK** them some very obvious questions like:

1. Did you use water today?
2. Did you breathe air today?
3. Did you eat food today?
4. Did you use your hands today?
5. Did you turn on a light today?
6. Etc.

ASK one final question: Where do all these things come from?

These questions will help the students understand that the everyday things we have, those things we usually take for granted, are graciously given to us by God. These questions will also prepare the students for this lesson and its focus on the truth "that He (God) daily provides abundantly for all the needs of my life."

Open with Prayer

1. Ask students to pray short prayers of thanks to God for His care and for all the things He has given them.
2. End with a prayer asking God to prepare the heart of each student so he or she can understand the truths being taught in today's lesson.

Recite Memory Work

Listen to students recite their memory work:

From the Bible: James 1:17

And

From the Catechism: I believe in God the Father Almighty, Maker of heaven and earth.

What does this mean? I believe that God has created me and all that exists; that He has given and still preserves to me my body and soul, my eyes and ears, and all my members, my reason and all the powers of my soul together with food and clothing, home and family, and all my property...

Review

DIRECT the students' attention to your "Surprise Sack".

(See #1 under Prepare Materials for pictures and suggested review questions to include in your "Surprise Sack".)

Have students pull a picture from the "Surprise Sack". Then have the student read and answer the questions. If the student is unable to answer the question, let him or her ask someone else for help.

Introduce Wall Words

Catechism-- is a book of questions and answers which explain Christian teachings. (cj added this word)

Prophet— A prophet is someone who received a message from God and proclaims that message to the people.

Ravens—A raven is a large, black, scavenger bird that will eat fresh or decaying meat, insects, or vegetation.

Reap—To reap is to gather in a crops when it ripe. Reaping means to bring in the harvest.

Shelter—A shelter is a place that protects you. The house you live in is a shelter because it protects you.

Sow—To sow is to scatter or plant seeds.

Widow—A widow is a woman whose husband has died.

Introduce the Lesson

SAY Before you went home last week, I asked you to make a list of ALL the things you need in one day. (See Assignment from Lesson 7.) Please take out that list and hold it up.

(If no students brought a list, take 2 to 3 minutes for the class to compile a list.)

CALL ON individual students and ask them to share three things on their list.

Teach the Lesson

INSTRUCT students to turn to page 31 in their book. **SAY** Let's read about a boy who thought he was going to run out of something very important.

READ paragraphs 1 through 4. Then have the students **RESPOND** to the question: Do you think the boy needed to do that [hold his breath]? (Remind the students that God has created many parts of our bodies to continue working without us even thinking about it.)

Continue with the lesson. **READ** paragraph 5. Students may need to be reminded that a catechism is a book of questions and answers which explain Christian teachings. Be prepared to show them an example of a catechism. **EMPHASIZE** the statement: "All these things come from God."

SAY Now let's read about a time when God used birds to bring a man his food. **TELL** the students that this true story can be found in the Bible in I Kings 17.

SAY Find I Kings 17: 1-6 in your Bible.

READ I Kings 17:1-6 to the class while they follow along.

ASK Who is the story about? (the prophet Elijah)

EXPLAIN that a prophet was someone who

received a message from God and proclaims that message to the people.

ASK How did God provide for Elijah's needs? (God sent Elijah to hide by the brook Cherith. Then God chose ravens to bring Elijah food twice a day. What a miracle since ravens are scavengers by nature and would normally eat the meat and bread themselves. Another interesting fact about ravens is that they will eat fresh or decaying flesh. They are not fussy about the quality of the meat. But our Almighty God had the power to over-rule the ravens' natural instincts as He directed them to consistently provide only fresh meat and bread for Elijah.)

SAY Elijah lived by the brook Cherith for a while, but while he was there something terrible happened. Let's **READ** I Kings 17:7 to find out what terrible thing happened. (the brook, Elijah's only source of water, dried up)

SAY God had a new plan for Elijah's life. Let's read about that plan from our books.

READ paragraphs 8 through 12.

ASK How did God provide for Elijah's needs this time? (God miraculously provided for Elijah, the widow, and her son, by daily supplying enough flour and oil for them to survive on, but only enough for each day. God did not give enough for them to save it up, but every day God provided exactly the amount that was needed.)

READ OUT LOUD TOGETHER the last paragraph.

ASK How often does God provide for our needs? (God faithfully provides for us every day. Just like Elijah trusted God to provide for his needs, we too can trust Him to take care of us. Explain to the students the difference between wants and needs.)

Turn back to page 31 and have the class **READ** together the words from Philippians 4:19 found in the illustration underneath the rainbow.

ASK a student to explain what that verse is saying.

DIRECT the students to circle the word "all".

CLOSE the lesson by re-asking the class the same questions you asked them when they came into the classroom:

1. Did you use water today?
2. Did you breathe air today?
3. Did you eat food today?
4. Did you use your hands today?
5. Did you turn on a light today?
6. Where do all these things come from? (God provides them all.)

REMIND them that God not only provides for our physical needs in this life, He also has provided for

our eternity by sending His Son to pay the price for our sin. Eternal life in heaven belongs to those who

trust in Jesus.

APPLYING THE BIBLE LESSON

Memory Work

BIBLE VERSE—Matthew 6:26

Look at the birds of the air, that they do not sow, nor reap nor gather into barns, and yet your heavenly Father feeds them. Are you not worth much more than they?"

CATECHISM—Have each student add the next segment of the Meaning to the First Article of The Apostles' Creed:

Add: that He daily provides abundantly for all the needs of my life,

Then the student may draw whatever kind of line he wishes to make an edge for the first puzzle piece. Then cut it off along that line.

Allow students time to place all their puzzle pieces together.

At this point, the students should have pieces for the following portions of the Apostles' Creed and its Meaning:

I believe in God the Father Almighty, Maker of heaven and earth.

What does this mean? I believe that God has created me and all that exists;

that He has given and still preserves to me my body and soul, my eyes and ears, and all my members, my reason and all the powers of my soul, together with food and clothing, home and family, and all my property; that He daily provides abundantly for all the needs of my life,

Have each student place the puzzle pieces in the envelope.

Encourage students to memorize the First Article of the Apostles' Creed and its Meaning by putting the puzzle together at home. One method that may help the students memorize is to challenge them to remove pieces of the puzzle and recite the missing portion from memory. The ultimate goal is to recite the entire First Article and its meaning without the help of the puzzle pieces.

See sample puzzle at the front of this Teacher Manual.

Activity Pages

Activity 1—Round and Round

ANSWERS

1. life
2. Elijah
3. heavenly
4. years
5. sin
6. need
7. dried
8. die
9. every

Insert Answer Wheel here

Activity 2—Do You Remember?

ANSWERS

1. a
2. b
3. a
4. b
5. b
6. b
7. a
8. a
9. b

learned today in class. If there wasn't sufficient time to complete the Activity pages, students should finish the at home and bring them back to class next week.

2. Remind students to memorize Matthew 6:26.
3. Challenge the advanced students to also memorize Philippians 4:19.
4. Students should also continue memorizing The First Article of the Apostles' Creed and its meaning.

CLOSING THE LESSON

Closing Prayer

Heavenly Father, we thank You because You provide everything we need. Help us to trust You every day to give us what we need. Help us to be thankful and satisfied with what You give us. Forgive us for taking so many things for granted. In Your Name we pray. Amen

Assignment

1. Encourage students to take their Activity pages home and use them to tell someone what they

Lesson 9

God Protects My Body

Bible Lesson: Acts 12:1-12

Memory Verse: For He will give His angels charge concerning you, to guard you in all your ways. *Psalm 91:11*

Enrichment Memory Verse: The Lord is my rock and my fortress and my deliverer, My God, my rock, in whom I take refuge; My shield and the horn of my salvation, my stronghold. *Psalm 18:2*

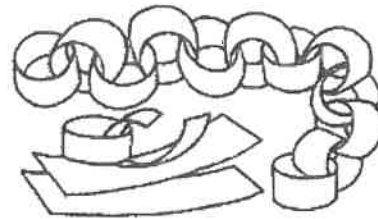
Catechism Memory Work: I believe in God the Father Almighty, Maker of heaven and earth. *What does this mean?* I believe that God has created me and all that exists; that He has given and still preserves to me my body and soul, my eyes and ears, and all my members, my reason and all the powers of my soul together with food and clothing, home and family, and all my property; that He daily provides abundantly for all the needs of my life, protects me from all danger...

TEACHER PREPARATION

Prepare to Teach

- ✚ Students that God is with them and protects them.
- ✚ Students that angels are real beings created by God
- ✚ Students that angels are sent by God to minister to and protect His children

to



Loop the strips together make a paper chain.

Prepare Materials

Along with the regular materials needed for class, you will need the following items for this lesson:

1. To be used with Activity 2—God Protects
18 strips of paper 8 1/2" long by 2" wide

A. On 9 strips, write the following Scripture references:

I Samuel 14:45
Genesis 7:23
Daniel 6:21-22
Exodus 14:30
I Kings 17:1-4
Psalm 3:3
Acts 14:19-20
Matthew 2:19-20
II Thessalonians 3:3

B. On the remaining 9 strips, write the following names:

Jonathan
Noah and his family
Daniel
People of Israel
Elijah
David
Paul
Jesus
Christians—you

Don't shape these into circles until students identify which name corresponds to which reference.

2. Secret Stash bag containing the supplies for the paper chains. The paper chains are a reminder of Peter's miraculous release for the chains that bound his hands while he was in prison.

2. Thank God for each of your students. Pray for specific needs that you have become aware of in your work with them.
3. Pray that God will prepare you to teach and prepare your students for the Word that He has to give them this week. Pray that God may work in their hearts through the Word as they memorize it this week.

Prayer Preparation

1. Thank God for His protection over you and your students. Ask for His continuing protection as the year progresses.

BIBLE BACKGROUND

A. Bible Study

Acts 12:1-12

Herod, who was the grandson, was king over the whole region of Palestine/Israel. His capital was Jerusalem. He was intent on winning the favor of the Jews, especially the religious leaders of the day. One way to do that was to actively persecute Christians since Christians were hated by the Jewish leaders. Herod succeeded in having James, the brother of John, killed. When he saw that this strong action won the praise of the Jews, he also had Peter arrested.

The Threat Against Peter

After his arrest, Peter was put into prison. Since it is likely that Herod had heard how the disciples had earlier escaped from prison (Acts 5:19), extra precautions were taken this time to ensure the security of his prison. Four squads, or sixteen soldiers, were given the job of keeping Peter in prison. Two guards were chained to him, one of each arm. The other soldiers took up positions at various places throughout the prison to make sure that no unauthorized person either came or went. A large iron gate with a large lock stood at the jail's entrance as a final impressive barrier to anyone who attempted escape. It would be impossible for anyone to get out of this prison without having a strong outside force working for his release. Peter's friends were not a well-armed military force. There was no way they could fight their way in to rescue Peter. His imprisonment seemed guaranteed.

The Attitude of Peter

Peter trusted God. He did not know what was going to happen to him but he was confident that God was in control of the situation. For all Peter knew, he would be tried and put to death the next day. But that thought did not make him anxious. When it came time to sleep, Peter slept. He slept while the guards around him were watching and alert. The guards knew the importance of their prisoner and the consequences they would suffer if there was any slip-up on their part. Since soldiers were put to death for allowing the escape of a high-profile prisoner like Peter, it is likely that the men assigned to guard Peter had no thoughts of sleep on their minds. Their fate rested on the will of King Herod (See Acts 12:9). Peter's fate rested in God. Peter was secure.

The Rescue of Peter

Peter was awakened by a blow to his ribs. Step by step, the angel who had awakened him gave Peter commands. Step by step, Peter methodically followed the instructions he was given without questioning what was happening or what was going to happen next.

The chains slipped off his wrists but remained on the arms of the two soldiers to whom he had been chained. The two guards noticed nothing. Peter put on his clothes and sandals right there in the presence of the soldier but none of them interrupted his actions. As Peter was led through the prison past one group of guards after another, no one stopped him. None of the guards was conscious of what was happening. It was as though the eyes of all the guards were made blind to what was happening. God, Who could make blind eyes see was also able to make seeing eyes blind.

When Peter reached the last obstacle to his freedom, the large iron gate) which usually took several men to open), swung open by itself and after he had gone through, closed silently behind him. Peter was free.

Peter's life had been in danger. The tremendous force of Roman power was being exercised against him. There was no earthly power that would be able to rescue him from the plot of this Roman authority. But God could. And God did.

Peter lived to see another day. His escape was totally unexpected on the part of his friends. When he showed up, they recognized that his release had been accomplished through an act of God. Peter later suffered the death of a martyr. But for now, no one, no matter how strong or impressive his power, could harm God's servant.

B. Creed Study

The Scripture makes clear that the Lord never slumbers or sleeps (Psalm 121:3-4). We are then to understand that He is not only alert but also concerned about us and our continued well-being. So Psalm 91:11 tells us that God has sent angels, messengers to watch over His people. It is also true that God has provided people, such as our parents, to help protect us from the dangers of this world. What great comfort these truths give us in a world so full of dangers.

In the Scriptures we are shown that the Lord is fully capable of delivering us from evil and all dangers. The men Shadrach, Meshach, and Abednego were aware of this as they were about to be thrown into the fiery furnace. In Daniel 3:16-17 it says, **"Shadrach, Meshach, and Abednego replied to the king, 'O Nebuchadnezzar, we do not need to give you an answer concerning this matter. If it be so, our God whom we serve is able to deliver us from the furnace of blazing fire; and He will deliver us out of your hand, O king. But even if He does not, let it be known to you, O king, that we are not going to serve your gods or worship the golden image that you have set up.'"** They made a confession that God is able to protect them from all danger. The three men knew that being protected by God might mean a protection in which God protects them through the fire of the furnace and carries them into eternity; an eternity in which no dangers will ever harm them.

In the Acts 12 passage it begins with the record of James being killed at the hands of Herod. We might ask, "How does this fit?" in the Creed which says God protects us "from all evil." We should be reminded that in the Creed and in the Lord's Prayer when we pray, "deliver us from evil," that the greatest and most final answer is for the Lord to remove His children from this place where sorrow and difficulty are always near.

Later in the passage, we also see that He sometimes cares for us by protecting us from the very real dangers that come to us in this world. Peter was protected from the danger that James had to endure. Was God unfair? Of course not, He cared for and protected these individuals in different ways. In the Creed, we confess that God protects now in this world and that protection flows from now into eternity. When the troubles and dangers of the world assail us we cling to the promises of God. We cling to the One who is our rock and fortress; who is our deliverer. We look up to our caring Heavenly Father and see that our help "comes from the LORD, who made heaven and earth" (Psalm 121:2). We learn in the Creed that He protects us from all danger. How could this be? Because He keeps our "going out and [our] coming in from this time forth and forevermore" (Psalm 121:8).

BEGINNING OUR CLASS HOUR

Welcome

As students enter the classroom, warmly welcome them to class. Then **ASK** them to think about a time they thought they were in danger. **EXPLAIN** that you will ask them to share their experience later in class.

Open with Prayer

1. Ask students for prayer suggestions. Encourage students to participate in prayer by using short sentences to pray for the needs they suggested.
2. Close by asking the Holy Spirit to be their Teacher today. Ask that He would help the students to learn and remember the lesson He has for them.

Recite Memory Work

Listen to students recite their memory work:

From the Bible: Matthew 6:26

And

From the Catechism: I believe in God the Father Almighty, Maker of heaven and earth.

What does this mean? I believe that God has created me and all that exists; that He has given and still preserves to me my body and soul, my eyes and ears, and all my members, my reason and all the powers of my soul together with food and clothing, home and family, and all my property; that He provides abundantly for all the needs of my life...

Review

USE last week's Wall Words to review the lesson. Provide the students with a word's meaning, then ask them what word fits that meaning.

MEANING WORD

1. Someone who received a message from God and proclaims that message to the people **Prophet**
2. A large, black, scavenger bird that will eat fresh or decaying meat, insects, or vegetation **Raven**
3. To gather in a crops when it ripe; to bring in the harvest **Reap**
4. A place that protects you **Shelter**
5. To scatter or plant seeds **Sow**

6. A widow is a woman whose husband has died **Widow**
7. A book of questions and answers which explain Christian teachings **Catechism**

Introduce Wall Words

Charge (this word is found in the memory verse)—to be responsible for or take care of something

Escape—to get out of jail without getting caught

Fervently—with deep, strong, or intense feeling

Protects—to guard or keep safe from danger. God protects His children. He keeps His children safe.

Required—something that must be done

Rescued—to be delivered from danger or evil

Seriously—someone who is seriously hurt is badly injured and would need a lot of special care and possibly surgery in order to recover from the injury

Situation—all the events happening around you; circumstances

Unexpectedly—an event that is not planned; a surprising or sudden event

Introduce the Lesson

INSTRUCT students to turn to page 35 in their book. **READ** the title of Lesson 9—"God Protects My Body." **ASK** the students what they think this lesson is going to be about.

READ the first sentence in paragraph 1. Then **ASK** the students to share about a time when they felt like they were in danger.

Teach the Lesson

FINISH READING paragraph 1.

SAY We are going to read about a boy named Dan and a dangerous event that happened to him.

READ paragraphs 2 through 5.

ASK

1. What unexpected event happened to Dan? (*A truck turned in front of him, hit him, and threw him off of his bike.*)
2. What did Dan's parents pray for? (*They asked God to heal Dan.*)
3. Who else prayed for Dan? (*His family, friends, and people from his church*)

4. What did Dan and the others thank the Lord for? (*Dan was thankful that he was able to leave the hospital. Others thanked the Lord for protecting Dan from more serious injuries and for healing him.*)
5. What is one way God protects us from danger? (*He sends his angels.*)

SAY Let's read how God sent his angels to protect the Apostle Peter. The whole story is found in our Bibles in Acts 12, but let's read it from our student book.

READ paragraphs 6 through 9.

REVIEW paragraphs 6 through 9 by listing the miracles that Peter experienced:

1. An angel woke Peter.
2. Peter's chains fell off.
3. Peter put on his sandals and cloak without the guards seeing him.
4. Peter walked passed the guards without being seen.
5. The main gate of the prison opened by itself.

DIRECT students to open their Bibles to Acts 12:11. **READ** the verse.

ASK Who rescued Peter from the hand of Herod? (God. If students say the angel rescued Peter remind them the angel was sent by God.)

FINISH the lesson by reading the last paragraph.

SAY Yes, God protects us. But sometimes we do get hurt. Sometimes Christians are hurt very badly, and some even die. Why does that happen if God is protecting us? (*What we think is danger might not be the greatest danger.*) God knows what real danger is. The greatest dangers are things that take us away from trusting Jesus. God not only cares about safety for our bodies, He also cares most that we should be His children and live as His children with our sins forgiven. Sometimes when we are hurt or sick we learn how to trust Jesus and to love God most. If Christians die, God takes them to heaven to be with Him forever. God is good and He always does what is best for us

REVIEW

Use Activity 1 to review the lesson. See answers below.

APPLYING THE BIBLE LESSON

Memory Work

BIBLE VERSE—Psalm 91:11

For He will give His angels charge concerning you, to guard you in all your ways.

(If time permits, have students write the words to the memory verse and reference on strips of paper 8 1/2" long by 2" wide. Then assemble them into a paper chain by looping the words together in the order they appear in the verse. End with the strip of paper that has the Scripture reference written on it.)

CATECHISM—Have each student add the next segment of the Meaning to the First Article of The Apostles' Creed:

Add: **that He daily provides abundantly for all the needs of my life,**

Then the student may draw whatever kind of line he wishes to make an edge for the first puzzle piece. Then cut it off along that line.

Allow students time to place all their puzzle pieces together.

At this point, the students should have pieces for the following portions of the Apostles' Creed and its Meaning:

I believe in God the Father Almighty, Maker of heaven and earth.

What does this mean? I believe that God has created me and all that exists; that He has given and still preserves to me my body and soul, my eyes and ears, and all my members, my reason and all the powers of my soul, together with food and clothing, home and family, and all my property; that He daily provides abundantly for all the needs of my life, protects me from all danger,

Have each student place the puzzle pieces in the envelope.

Encourage students to memorize the First Article of the Apostles' Creed and its Meaning by putting the puzzle together at home. One method that may help the students memorize is to challenge

them to remove pieces of the puzzle and recite the missing portion from memory. The ultimate goal is to recite the entire First Article and its meaning without the help of the puzzle pieces.

See sample puzzle at the front of this Teacher Manual.

Activity Pages

Activity 1—Escape from the Maze

ANSWERS

1. Herod
2. James
3. Prayer
4. sleeping
5. angel
6. chains
7. guards
8. gate
9. dreaming
10. rescued
11. watching
12. protecting

Activity 2— God Protects

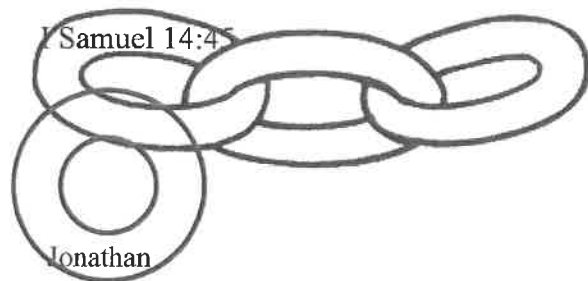
Write the Scripture references and Answers/Names from Activity 2 on strips of paper 8 ½" long by 2" wide paper. (See details under "Prepare Materials" section.)

Assign each student a Scripture reference from the list below. Have the reference read out loud. Then

have the student choose from the name strips the person he from the verse that God protected. Loop the name strip through the link with its corresponding reference so the name strip dangles from the reference loop.

ANSWERS

I Samuel 14:45	Jonathan
Genesis 7:23	Noah and his family
Daniel 6:21-22	Daniel
Exodus 14:30	People of Israel
I Kings 17:1-4	Elijah
Psalms 3:3	David
Acts 14:19-20	Paul
Matthew 2:19-20	Jesus
II Thessalonians 3:3	Christians--you



CLOSING THE LESSON

Closing Prayer

Heavenly Father, we thank You because You provide everything we need. Help us to trust You every day to give us what we need. Help us to be thankful and satisfied with what You give us. Forgive us for taking so many things for granted. In Your Name we pray. Amen

Assignment

1. Encourage students to take their Activity pages home and use them to tell someone what they learned today in class. If there wasn't sufficient time to complete the Activity pages, students should finish them at home and bring them back to class next week.
2. Remind students to memorize Psalm 91:11.

3. Challenge the advanced students to also memorize Psalm 18:2.
4. Students should also continue memorizing The First Article of the Apostles' Creed and its meaning.

Lesson 10

God Protects My Soul

Bible Lesson: Luke 22:31-34, 54-62; John 21:15-17

Memory Verse: The LORD will protect you from all evil; He will keep your soul. *Psalms 121:7*

Enrichment Memory Verse: Be of sober spirit, be on the alert. Your adversary, the devil prowls around like a roaring lion, seeking someone to devour. *1 Peter 5:8*

Catechism Memory Work: I believe in God the Father Almighty, Maker of heaven and earth. *What does this mean?* I believe that God has created me and all that exists; that He has given and still preserves to me my body and soul, my eyes and ears, and all my members, my reason and all the powers of my soul together with food and clothing, home and family, and all my property; that He daily provides abundantly for all the needs of my life, protects me from all danger, and guards and keeps me from all evil; . . .

TEACHER PREPARATION

Prepare to Teach:

- ✦ That the student has a soul which is the real person who doesn't die but will exist forever.
- ✦ How to identify the enemies of their souls and tell how they try to lead them away from God
- ✦ That it is God who protects their souls. He is the only One who can guard us from our souls' enemies and keep us trusting in Him.
- ✦ That students will thank God for protecting their soul and will trust in God to keep the safe. That the student who is not trusting in Jesus will come to believe in Him.

Prepare Materials:

Along with the regular materials needed for class, you will need the following items for this lesson:

1. Objects used for protection or pictures of those objects (e.g. football player's helmet, construction worker's hard hat, seat belt for a car, bike helmet, knee/elbow pads, goggles, pot holder, etc.)

Prayer Preparation

As you prepare for this lesson, thank God for His abundant grace, which brings us to Christ and keeps us in the faith through His Word. Thank God for the privilege of teaching His Word to children. Pray that a work of grace may be done in your heart as you prepare to teach and share the Word of God with your students. Pray for your students, that they may be kept in the grace of God or be brought to Christ as each one needs. Pray for wisdom to teach and lead according to each child's need.

BIBLE BACKGROUND

A. Bible Study

The experience of Peter is an excellent illustration of the spiritual battle that goes on in the struggle for control of man's soul. The devil "goes about as a roaring lion, seeking whom he may devour." Jesus abides with His children to protect them from the attacks of the devil and to bring them into His heavenly kingdom. In the situation described by our text, Jesus demonstrates His care for His children.

With His divine foreknowledge, Jesus could see what Peter was going to experience. So here, a few hours before it would occur, Jesus took the opportunity to warn Peter of Satan's plot and reminded him of His support.

Satan's Plot. The devil had evil intentions for Peter. It was not his immediate purpose to bring physical harm to Peter. Peter was not going to suffer physically as Job did, but when Peter was going through his trial, it

was his physical welfare he was concerned about. He was sure that if his identity became known he would be beaten or stoned. Thus, he acted as he did out of concern for his physical well-being.

But while Peter was maneuvering to protect his physical life, Satan was fighting for Peter's soul. He wanted to get Peter to sin and fall into spiritual despair. If he could get Peter to doubt the ability of God's grace in Christ to cleanse him of his sin, the devil would win the victory. That was the devil's intention and he nearly succeeded.

Of all the eleven disciples left, Peter's actions were the most deplorable. While the others ran, as did Peter, when Jesus was arrested, Peter went further than the others in distancing himself from Jesus. He denied any knowledge of Jesus and lent credibility to his denial by cursing and swearing. The depth of his fall was great. After he would come to his senses, he might well wonder if he could be forgiven and received again.

Jesus' Prayer. Jesus knew that the real danger facing Peter lay in the spiritual, rather than the physical realm. And He told Peter in His warning, "I have prayed that your faith may not fail." Faith is what binds the sinner to Jesus and the forgiveness and life that are found in Him. Since it was faith that Satan wanted to destroy, Jesus' prayer was that the evil intentions that Satan had for Peter's faith would not succeed.

It is significant to note that Jesus did not pray that Peter would not sin. He knew that Peter would sin, if not in the way he did, then in some other way. Jesus knows that all of us will sin. "If we say we have no sin we are deceiving ourselves and the truth is not in us" (1 John 1:8). As long as we live, sin will be a part of our lives. That is natural for our old sinful nature which is with us until we die.

Sinners will sin and what they need is mercy. God is full of mercy. The danger, however, is that when the sinner has fallen into the depths of sin and despair, he may forget that God is merciful. When Peter would be in greatest need of mercy, he would also be most inclined to doubt that mercy. Jesus' prayer for Peter was that when Peter came to realize the depths of his fall, his faith would not fail but would rise up and hold firmly to the fact that God is merciful to sinners for Jesus' sake.

A further assurance was offered to Peter's faith in the words of Jesus: "When once you have turned again, strengthen your brothers." Peter was reminded that even though he would in weakness sin against Jesus by denying Him, he need not remain in that guilty state; he could turn again and be received by Jesus. In addition, even though Peter's actions would be the most deplorable, if he would return, there would be a ministry for him. Jesus would still have a place of service for him in the kingdom of God.

Peter's Repentance. Peter sinned, but until he saw the look of Jesus in the courtyard, he did not realize it. He had been so busy saving his hide that he failed to guard his heart. When he realized he had fallen he could only weep. His own strength had failed to guard and keep him.

When Jesus met with the disciples after His resurrection, He had a special discussion with Peter. Three times He asked Peter, "Do you love Me?" Three times Peter said, "Yes," but in his answer acknowledged that he did not love Jesus as he should. Peter had become a humble man, aware of the fact that he was too weak and sinful to serve and obey Jesus as he ought. He would have to trust the love and mercy of Jesus to protect and guide him in the ministry of caring for Jesus' sheep.

B. Creed Study

In the last lesson we mentioned we pray in the Lord's Prayer that God would "deliver us from evil." This is a prayer for protection in this world but also a prayer that God would at some point remove us even from the presence of evil. In the Lord's Prayer and the Apostles' Creed we note there are dangers that come against our physical bodies and also dangers to our souls. The devil approached Adam and Eve in the Garden of Eden and temptations have continued to come to people from that day until this day. Because this is true and temptations will continue even until the end of the world we need protection for our souls.

In 1 Peter 5:8 we have Satan, the accuser, described as prowling around "like a roaring lion, seeking someone to devour." What hope can we have against such a powerful enemy? With all these dangers to our body and this powerful enemy trying to destroy our souls we might be led to despair. But do not fear, our hope

is in the Savior Jesus Christ who has defeated sin, death, and the devil at the Cross. When Jesus declared “It is finished” we heard a cry of victory.

We are reminded in Colossians 2 that God the Father has called and sent Jesus with the task of bringing about this great victory over Satan and all our enemies. Colossians 2:15 says that God “disarmed the rulers and authorities and put them to open shame, by triumphing over them in him (Jesus).” We also have the Apostle Paul speaking of victory over death in 1 Corinthians 15 and that “Christ always leads us in triumphal procession” (2 Cor. 2:14).

How does God protect our souls? He does this through the means of grace assuring us that we have been forgiven. The Word of God and the Sacraments make clear to us that He is gracious and merciful not to all people generally but to us specifically and individually. He conveys to us all the benefits procured at the Cross through these means. He protects us making forgiveness possible and assuring us that our souls are protected by God who is called the Holy One. In history, people have sometimes sought to protect their souls by removing themselves from other people. They have done this thinking that they might remove temptations in this way. This might protect in one area of temptation but other areas are then vulnerable. The soul’s protection can only occur through the mercy of God. We confess in the 1st Article that indeed we believe that God is a good and merciful God who will indeed care for us body and soul; eternally.

A wonderful example of this care is shown in the record of Peter’s denial and later his reinstatement after Christ’s Resurrection. Peter had yielded to temptation and shamefully denied the Savior. But God in His mercy offered mercy and forgiveness to Peter. Peter saw the victory of Jesus over death firsthand in the Resurrected Savior. God, our Father, is the one who sent Jesus to win this victory for us and who will guard and keep us forever.

BEGINNING YOUR CLASS HOUR

Welcome

Greet students by name as they come to class.

Open with Prayer

Thank God for the chance to study His Word today.
Ask God to open the students’ hearts and minds to receive and understand today’s lesson
Pray that God will keep you and your students from the enemies who want to keep you from hearing and believing God’s Word.

Recite Memory Work

Listen to students recite their memory work:

From the Bible: Psalm 121:7

And

From the Catechism: I believe in God the Father Almighty, Maker of heaven and earth.

What does this mean? I believe that God has created me and all that exists; that He has given and still preserves to me my body and soul, my eyes and ears, and all my members, my reason and all the powers of my soul, together with food and clothing, home and family, and all my property; that He daily provides abundantly for all the needs of my life, protects me from all danger, and guards and keeps me from all evil; . . .

Review

Use the following to review lesson 9:

1. Ask the class to recite Psalm 91:11 together. Watch for students who are not recalling the verses and give appropriate help.
2. Give the Bible references for two or three review verses, and ask for the verses. Review different verses each week.
3. Lead the class in a quick review of last week’s lesson, using selected questions from the following or others:
 - a. What are some dangers that you meet at home or outside? (individual responses)
 - b. How can you avoid dangers? (By following the rules set for our protection, and by staying away from dangerous places.)
 - c. How does God protect us from danger? (He sends angels to protect us.)
 - d. Why was Peter put into prison? (Because he was a Christian. He taught other people about Jesus.)
 - e. What was going to happen to Peter? (He was going to be killed.)
 - f. What kept Peter from escaping? (chains on his wrists, guards beside him)
 - g. How did he escape? (An angel came and took him out of the prison.)

Introduce Wall Words

unholy trinity—
 separate—
 attitudes—
 flesh—
 approached—
 courtyard—
 recognized—
 bitterly—

Introduce the Lesson

SHOW the pictures of objects (or the objects themselves) used for protection. **TALK** about how they protect us, asking such questions as "Why does a construction worker wear a hard hat?;" "Why do we wear seat belts in a car?"

SAY These things protect our heads or our hands or our whole bodies. But we need protection for the part of us we can't see. Does anyone know what that part is? There is a part of us that no one can see. It is called the soul. You remember that we talked about the soul a few weeks ago. We said that God made us with souls that could think about God and talk with God and be His friend. It is the part of us that will live forever.

SAY In our last lesson we learned that God protects our bodies from danger. Our souls need to be protected from the evil things around us, from all the wicked things in the world. What are some things that will hurt our soul? (Swearing and other bad language, bad stories, wicked movies and television shows, some books and magazines, and many other things. Even people who tell us that we have no soul and are just animals can also hurt our souls.)

SAY In today's lesson, we will learn about some of the enemies of our souls and about how God protects us from them.

Teach the Lesson

1. **SAY** Open your books to lesson 10 and read the title. What does it tell us this lesson is about? (This lesson will teach us how God protects our souls.) **READ** the first paragraph to find out what it teaches about your soul. What two things do you learn about your soul? (1. No one can see it, even on an x-ray. 2. Your soul will exist forever.) Do you remember what "exist" means? (Exist means "to

be." Something that exists really is. Your soul will exist forever.)

2. **SAY** Read the next three paragraphs to find the names of three enemies that always work to lead us away from God. (the devil, the world, and our own flesh) The next paragraph tells what the devil does to take us away from God. Read it and find out. (The devil puts evil thoughts into our minds. That means he gives us ideas that are bad.) Does that ever happen to you? The devil tries to get us to do sinful things. He wants us to obey him and disobey God. **ASK** How do we disobey God? (When we do, think, or say things that He tells us not to do. We learn about those things from the Ten Commandments. Can anyone tell us one of the Ten Commandments? (Response)

READ paragraph 3 to the class. **ASK** How does the world of wicked people try to lead us away from God? (The wicked people try to get us to do the sinful things they do.) Why do we sometimes follow the world? (We're afraid we might be alone, laughed at, etc.) Why shouldn't we do what wicked people do? (Wicked people follow the devil. People don't always realize that when they say and do bad things they are really following the devil. But they are and God cannot accept any sin.)

READ paragraph 4 to the class. **ASK** What is the flesh? (The part of us that wants to do sinful things.) What are two words that mean the same as the flesh? (old nature) What are some things our flesh, or old nature, makes us feel like doing? (disobeying our parents, lying, fighting with brothers/sisters or friends, etc. Encourage the students to share other things the flesh tells us to do.) [Note to Teacher: Remember to pray for your students in these areas. Also, this is a time for you to understand the problems of children.] Will the flesh ever obey God? (No, it can't, it always disobeys God. In and of ourselves we are powerless to obey or please God. Only in Christ and because we love Him can we want to do anything to please God.)

3. **ASK** Will we ever stop sinning? (No, not as long as we are living here on earth. We will never be able to obey God perfectly.) Why is that? (Because we have our old nature [sinful hearts].) What should we remember and do if we have listened to the devil, the world or our flesh (old nature) when they have lead us to sin? (We should remember that God is a merciful Father Who loves and cares about us. But we need to confess our sins to Him and believe that He forgives us because Jesus died for our sins.)

ASK What is the worst sin? (Not believing in Jesus.) Who are the ones that try hard to make us not believe in Jesus? (our enemies, the devil, the world and our own flesh)

SAY Our Bible lesson tells about a time when Simon Peter listened to the devil. But God protected his soul in the end. **READ** paragraph 5 to the class. Jesus called Peter by his first name, Simon. When Jesus warned Simon about the devil, what did He call the devil? (Satan) What did Jesus say Satan would try to do? (try to take Peter away from Jesus) What did Jesus do to protect Peter? (He prayed that Peter would not lose his faith.)

SAY Peter didn't think he would ever listen to the devil. He thought he was too strong. He didn't understand about his flesh. And he didn't trust in Jesus to help him. You read the next two paragraphs to find out what happened to Peter. (If you have students who do not read well, you may want to have several good readers read aloud after the silent reading.) Then **ASK** What did Peter do? (He told a terrible lie. He said he didn't know Jesus.) Why did Peter lie? (Satan tempted him, the world made him afraid, and his flesh was weak.)

ASK Did Peter turn back to Jesus? (yes) How did Jesus protect Peter so that he wouldn't stop believing in Jesus? (Jesus prayed for him. Then He came to Peter and spoke to him. The word of Jesus helped Peter to confess his sin. Jesus forgave him. **READ** Luke 22:54-62 and John 21:15-17 to the class as they follow along.

4. **LEAD** the class in reading paragraphs 8 and 9 in unison. **ASK** What brought Peter back and kept him from loving his faith? (the Word of Jesus)

SAY If you were baptized, Jesus gave you faith so that you could believe in Jesus. If you still trust Jesus as your Savior, confess your sins and ask God to forgive you, God has protected your soul. God can protect you so that you will always believe in Jesus. The Bible tells us that Jesus prays for us always. When we hear and learn His Word in the Bible, God's Word works to protect our souls. You need to listen to God's Word and let God help you believe.

SAY If you don't trust Jesus as your Savior, Jesus wants you to. His Word will help you. You can confess your sins and ask Jesus to be your Savior. Then He will protect you too.

APPLYING THE BIBLE LESSON

Memory Work

BIBLE VERSE—Psalm 121:7

The LORD will protect you from all evil; He will keep your soul.

CATECHISM—Have each student add the next segment of the Meaning to the First Article of The Apostles' Creed:

Add: *and guards and keeps me from all evil*

Then the student may draw whatever kind of line he wishes to make an edge for the puzzle piece. Cut the piece off along that line.

Allow students time to place all their puzzle pieces together. At this point, the students should have pieces for the following portion of The Apostles' Creed:

I believe in God the Father Almighty, Maker of heaven and earth.

What does this mean?

I believe that God has created me and all that exists; that He has given and still preserves to me my body and soul, my eyes and ears, and all my members, my reason and all the powers of my soul, together with food and clothing, home and family, and all my property; that He daily provides abundantly for all the needs of my life, protects me from all danger, and guards and keeps me from all evil

Then read together all the segments of The Apostles' Creed that the students have.

Students should place the puzzle piece in their envelope.

Send the puzzle home with the students and encourage them to put their puzzle together once a day, read through it, and memorize the new section and any other sections they haven't committed to memory

See sample puzzle at the front of this Teacher Manual.

Activity Pages

ANSWERS (See answers on website)

Activity 1—Fill in the Blanks

ANSWERS

1. Soul
2. Unholy trinity
3. Recognized
4. Separate
5. Bitterly
6. Attitudes

Activity 2—Who's Who?

ANSWERS

7. H
8. G
9. A
10. F
11. C
12. J
13. B
14. I
15. E
16. D
17. K

CLOSING THE LESSON**Closing Prayer**

Encourage students to pray short prayers thanking God for protecting our souls. Pray that God's Word will help every student to trust in Jesus and to keep trusting and confessing sins every day.

Assignment

1. Remind students to take home their activity sheets and to use them to share the lesson with family and friends.
2. Challenge students to learn the memory verse and catechism and to review all verses from the quarter.

Lesson 11

God Blesses Me

Bible Lesson: Genesis 32:1-12, 33:1-4

Memory Verse: The LORD is gracious and merciful; slow to anger and great in lovingkindness.
Psalms 145:8

Enrichment Memory Verse: He has not dealt with us according to our sins, Nor rewarded us according to our iniquities. For as high as the heavens are above the earth, so great is His lovingkindness toward those who fear Him. *Psalms 103:10-11*

Catechism Memory Work: I believe in God the Father Almighty, Maker of heaven and earth. *What does this mean?* I believe that God has created me and all that exists; that He has given and still preserves to me my body and soul, my eyes and ears, and all my members, my reason and all the powers of my soul together with food and clothing, home and family, and all my property; that He daily provides abundantly for all the needs of my life, protects me from all danger, and guards and keeps me from all evil; and that He does this purely out of fatherly and divine goodness and mercy, without any merit or worthiness in me; . . .

TEACHER PREPARATION

Prepare to Teach:

- ✦ The student will understand that God is good to us because He is good and because He loves us.
- ✦ The student will be convinced that he does not deserve any of the good things God gives him. Instead he deserves to be punished for his sins.
- ✦ The student will see the need to and want to confess his sins and ask Jesus for forgiveness. He will know that God will forgive his sins for Jesus sake.

Prepare Materials:

Along with the regular materials needed for class, you will need the following items for this lesson:

- ◆ Map used for Lesson 2 with Haran and the way to Canaan marked
- ◆ Quarter for each student
- ◆ Box of paper clips.
- ◆ Pencils for each student
- ◆ Scissors for each student

Prayer Preparation

Thank God for His love and mercy. Thank Him for giving us good things and for withholding what we deserve because of our sins. Thank God for each of your students. Pray for love and understanding of your students and for the ability to meet their needs by God's grace. Pray that God may pour out His abundant grace upon your pupils and their families this week.

BIBLE BACKGROUND

A. Bible Study

Jacob had often been a deceitful man. He had tricked his brother into forfeiting his birthright. With his mother's help, he had deceived his elderly, blind father so that the blessing his father thought was being given to Esau was in fact given to Jacob. To escape the anger of his brother, Esau, Jacob had found it necessary to go to a foreign country.

For twenty years Jacob lived in the country near Haran and worked for his uncle Laban. While he was there, he married Laban's two daughters, fathered eleven children, and accumulated large herds of cattle and flocks of

sheep. Eventually a dispute between him and Laban resulted in another move for Jacob, back to the land of Canaan.

On his way back to Canaan, Jacob realized that Esau would hear of his return and would probably still be angry at him. He sent messengers ahead with a message for Esau, hoping to gain Esau's favor. The messengers returned and reported to Jacob that Esau was on his way with four hundred men to meet Jacob's band. Jacob expected the worst and feared for his life.

He divided the people and possessions he had into two groups, thinking that if Esau attacked one group the other would escape. Then he prayed.

Jacob's prayer reveals that he was now a desperate man. All of the scheming and deceiving that had been a part of his former life would be of no help now. He was caught. He could not return to Laban and was afraid of what lay ahead of him in Esau's presence and he prayed.

God had visited Jacob on several occasions and had made great promises to him. He had promised to give the land of Canaan to Jacob's descendants. He had promised to bless Jacob and to bring Jacob safely back to the land. He had promised not to leave Jacob (Gen. 28:13-15). He had told Jacob to leave Laban and return to Canaan (Gen. 31:3). God had talked to Jacob. Now Jacob talked to God.

Jacob was well aware of God's blessings. He remembered that he had left Canaan alone and with no possessions. He had been an exile with no home, no country, no possessions, and probably no friends. Now he was the father of a large family; he had many servants and owned large herds of cattle, donkeys, camels, goats and sheep. This great change had occurred in twenty years in a foreign land. Surely God had blessed Jacob.

Jacob confessed his unworthiness. He acknowledged that he was prosperous because God had been faithful. Jacob's prosperity could not be credited to Jacob's ability or worthiness. God had promised to make Jacob prosper. Standing around Jacob in two large groups was the fulfillment of God's promise.

Jacob prayed for help. He knew he could not help himself. If he was to be saved, the work of saving would have to be done by God. He reminded God of the promise that had been made to bless Jacob and his descendants. Now he held God to the promise of mercy. "Deliver me," he cried.

God delivered Jacob. Esau displayed no anger toward Jacob when the two met. Instead, he showed forgiveness and love to the brother who had mistreated him so badly in the past. God heard Jacob's prayer and graciously provided more than Jacob could expect. This is all because He acts in grace, not according to what is deserved.

B. Creed Study

The world often puts a high value on that which we know is temporary and will fade away. We are blessed by God through all the good gifts we have been given. This includes clothing, food, our families, and all those other gifts we have mentioned through these lessons. We don't deny the value or benefit of these gifts but desire that they be seen with the correct understanding of what they are. The world places a value upon them which often makes them seem to be the only gifts that matter. This is shown in the perversion of the Gospel which is sometimes called the "prosperity gospel." This "prosperity gospel" is no Gospel at all but a slavery placed upon many that leads to despair. This teaching makes our material possessions the deciding factor in whether God loves and cares for us or not. Many are left thinking that God approves of them or disapproves of them based on what they have.

The 1st Article makes clear to us that our Lord blesses us in ways that are despised by the world. The world would think that God should bless us through giving to us the best things of the world. The world thinks that God would really show us that He cares about us by making sure we have large bank accounts and all the newest and best homes, cars, and gadgets. God's ways are higher than our ways. He provides to us in the ways that we need not because we have earned them but because we have need to receive them in this way. He

provides to us not because we are the best and brightest but because of who He is. The wages we deserve are death but the gift He gives is eternal life (Romans 6:23).

He is slow to anger and abounding in love; giving to us what we need. We are reminded again that our greatest need is that God would deal with our sins that have earned us condemnation and hell; eternal separation from God. But over and above all of that, His mercy continues to flow forth through these gifts we receive.

Throughout much of history people would take vows of poverty giving away all their earthly possessions to please and honor God. We might call this the twin confusion to the prosperity gospel mentioned above. We see wisdom in Proverbs 30:8-9, **“Remove far from me falsehood and lying; give me neither poverty nor riches; feed me with the food that is needful for me, lest I be full and deny you and say, “Who is the Lord?” or lest I be poor and steal and profane the name of my God.”** There are certainly temptations present whether we have much or little. However, when we think that we have pleased God by what we have or by what we have given away we have said that we are the ones who have determined what we have and what we should receive. In the meaning of the 1st Article we confess something very different. We say that those things which we receive are gifts given to us by a gracious God, gifts that we should be thankful for and that we should not cast aside but enjoy. He is a generous and merciful Father.

BEGINNING YOUR CLASS HOUR

Welcome

Talk with students as they arrive. Ask about special things that have happened during the week. Enlist their help in readying the room for class.

Open with Prayer

Ask for things to thank God for and to pray about. Ask several students to pray brief prayers. Close with the prayer that God will teach us today.

Recite Memory Work

Listen to students recite their memory work:

From the Bible: Psalm 121:7

And

From the Catechism: I believe in God the Father Almighty, Maker of heaven and earth.

What does this mean? I believe that God has created me and all that exists; that He has given and still preserves to me my body and soul, my eyes and ears, and all my members, my reason and all the powers of my soul, together with food and clothing, home and family, and all my property; that He daily provides abundantly for all the needs of my life, protects me from all danger, and guards and keeps me from all evil. . .

Review

Review lesson 10 asking questions selected from the following or others. You may wish to divide the class into two teams and give points to each side for questions answered correctly.

1. Who are our three greatest enemies?

(the devil, the world, our flesh)

2. What do our enemies try to get us to do?
(do sinful things, disobey God, not believe in Jesus)
3. Why is the devil our enemy?
(He puts sinful thoughts into our minds.)
4. What is our flesh?
(the part of us that wants to do sinful things)
5. What is the worst sin?
(not believing in Jesus)
6. What did Satan try to get Peter to do?
(turn away from Jesus)
7. What did Satan really get Peter to do?
(tell a terrible lie, say he didn't know Jesus)
8. Did Peter lose his faith?
(no)
9. Why not?
(Jesus prayed for him. Jesus came to him and talked to him. Jesus' Word helped Peter to confess his sin, and to keep trusting in Jesus.)

Introduce Wall Words

deserve—
merciful—
extends—
blessing—
deceitful—
foreign—
livestock—
unworthy—
lovingkindness—

Introduce the Lesson

Spill the box of paper clips. Ask a student to pick them up. Promise to give the student a quarter. When she has finished, give a quarter to each student. **ASK** "Jan (name of student who did the favor) earned her quarter, but did the rest of you earn yours? Did you deserve the quarters?"

(Alternate plan: **ASK** Did you ever get something you didn't deserve? Or did you ever get out of a punishment, even though you deserved one?)

SAY God gives us many good things that we don't deserve. Instead we deserve to be punished for our sins. In today's lesson we will learn about a man who deserved to be punished. Instead he had good things happen to him.

Teach the Lesson

SAY Open your books to Lesson 11 and read the lesson title. Let's all read it together. Can you think of some things God has done for you because He loves you? (student responses) **READ** the first paragraph to the class. **ASK** What are blessings? (good things God gives to us) **MAKE** a list on the chalkboard of blessings children list.

SAY In the next paragraph, find a word that means you earned something or you have it coming to you. (deserve) Read this paragraph to find out what would happen to us if God gave us what we deserve. (We wouldn't have any good things. We would be sent away from God to be punished forever for our sins.) **ASK** a good reader to read this paragraph aloud.

READ paragraph 3. **ASK** Then why does God keep on giving us good gifts? (Because He is good; He is a good and merciful Father.) Find a word that means God is kind and loving and doesn't want to punish us even though we deserve it. (Merciful - that's why He sent Jesus to die for us so that we could be forgiven and not be punished.) Does God give us good things because we are good? Are we good? (No, we are sinful. God gives us good things because He is good. He is a good and merciful Father.)

SAY Today's Bible lesson tells about how God gave blessings to a man even though he sinned. The man was Jacob. Jacob's name means "liar" or "deceiver." Jacob was a liar when he was young. He wanted the blessings that his father had given to his

brother, Esau. He tricked his father into giving the blessings to him. He put on his brother's clothes and put skins on his arms to make them feel like Esau's hairy arms. Then he told his old, blind father that he was Esau. Let's see how it happened. Read paragraph 4 silently. (You may want to ask a good reader to read it aloud.) **ASK** Did Jacob's father give him the blessing? (yes) What happened then? (Esau was angry. Jacob ran away because he was afraid. He went to Haran, the place his grandfather, Abraham, had come from. Find it on this map. Remember when you marked his journey on the map on your activity sheet? (response) What happened to Jacob in Haran? (He was married and had many children. He became rich and had many sheep, goats, camels, and donkeys.) Why did all these good things happen to the liar Jacob? (He trusted God and asked God to forgive him. God was merciful and gave Jacob all these good things even though he didn't deserve them. God forgave Jacob and gave him good things.)

SAY The next paragraph will tell you how long Jacob stayed in Haran. Read it to find out. **ASK** How long did Jacob stay in Haran? (twenty years) What did he do then? (He loaded up all that he had and started for home, with his family and all his livestock.) Why did he go back to the place where his angry brother, Esau, was? (The Lord told him to go back to the place where his father and grandfather had lived.)

ASK Do you suppose Esau will still be angry with Jacob? Do you think he will punish Jacob? Read the next paragraph and find out. After the silent reading, **LEAD** the class in reading paragraph 7 aloud. **ASK** Did Jacob think Esau would still be angry? (yes) What two things did Jacob do? (He divided all his people and his livestock into two groups and he prayed.) Why did Jacob divide the people and livestock into two groups? (He thought that if Esau attacked one group, the other group would escape.) Find Jacob's prayer in this paragraph. Find some words that mean Jacob didn't deserve the good things that God had given him. ("I am unworthy of all the lovingkindness and of all the faithfulness which you have shown to our servant.") **ASK** Would that be a good prayer for us to pray? (Yes, because we aren't worthy of the good things God has given us.) What did Jacob ask God to do for him? (protect him from Esau) Let's find out if God answered that prayer.

SAY Read the next paragraph, the one that begins, "God answered..." **ASK** Did God answer Jacob's prayer? How do you know? (Yes, Esau was not

angry anymore. He ran to meet Jacob and hugged and kissed him.)

SAY Let's read the story from the Bible. Find Genesis chapter 32. Follow along while I read verses 1 through 12. Listen and see if you hear the story that is in our books. **READ** verses 1-12 and verse 4 of chapter 33 to the class.

SAY Find the last paragraph of the lesson in your book. Jacob really deserved to be punished because he had lied to his father and had tricked his brother

out of the blessings Esau was going to have. But Esau treated him kindly instead. The ending of our lesson teaches us that we are like Jacob. Let's read it together. **READ** the last paragraph with the class. **ASK** How are we like Jacob? (We deserve to be punished because of our sins.) Does God punish His children? (No, He treats them with love and kindness.) When we confess our sins as Jacob did, and trust Jesus as our Savior, God forgives our sins because Jesus died on the cross for us. Then we don't get the punishment we deserve. God gives us all the blessings that He has for His children.

APPLYING THE BIBLE LESSON

Memory Work

BIBLE VERSE—Psalm 145:8

The LORD is gracious and merciful; slow to anger and great in lovingkindness.

CATECHISM—Have each student add the next segment of the Meaning to the First Article of The Apostles' Creed:

Add: and that He does this purely out of fatherly and divine goodness and mercy, without any merit or worthiness in me; ...

Then the student may draw whatever kind of line he wishes to make an edge for the puzzle piece. Cut the piece off along that line.

Allow students time to place all their puzzle pieces together. At this point, the students should have pieces for the following portion of The Apostles' Creed:

I believe in God the Father Almighty, Maker of heaven and earth.

What does this mean? I believe that God has created me and all that exists; that He has given and still preserves to me my body and soul, my eyes and ears, and all my members, my reason and all the powers of my soul, together with food and clothing, home and family, and all my property; that He daily provides abundantly for all the needs of my life, protects me from all danger, and guards and keeps me from all evil; and that He does this purely out of fatherly and divine goodness and mercy, without any merit or worthiness in me;

Then read together all the segments of The Apostles' Creed that the students have.

Students should place the puzzle piece in their envelope.

Send the puzzle home with the students and encourage them to put their puzzle together once a day, read through it, and memorize the new section and any other sections they haven't committed to memory

See sample puzzle at the front of this Teacher Manual.

Activity Pages

Activity 1—Who Did It?

ANSWERS

Esau

came to meet his brother with 400 men
forgave his brother
welcomed his brother home

Jacob

stole a blessing from his brother
lied to his father
was afraid of his brother
ran away to another country
became rich

Activity 2—Look Carefully

ANSWERS

1. God told Jacob that he (**should**/should not) go back to his home country.
2. Jacob thought his brother would (welcome/**punish**) him.
3. God gives us what we (do/**do not**) deserve.
4. We deserve (forgiveness/**punishment**) because of our sin.
5. God treats us the way He does because (**He is good**/we are good).

Activity 3
ANSWERS

- M
- E
- R
- C
- I

- F
- U
- L

“The Lord is gracious and MERCIFUL”

CLOSING THE LESSON**Closing Prayer**

Dear Heavenly Father, thank You for loving us and being merciful to us. Thank you that since You are our Father, You forgive us for Jesus' sake and don't give us the punishment we deserve. Instead You give us many good gifts that we don't deserve. We pray that every boy and girl will confess their sins and trust in Jesus as Savior. Thank You for dying on the cross for each one of us. Amen.

Assignment

1. Challenge the students to take home their activity sheets and use them to tell someone about the lesson and about how God forgives and is merciful.
2. Remind the students to work on Psalm 145:8 and the First Article at home.

Lesson 12

God Deserves My Thanks

Bible Lesson: Psalm 103:1-5, James 1:17

Memory Verse: We love, because He first loved us. *1 John 4:19*

Enrichment Memory Verse: Bless the LORD, O my soul, and all that is within me, bless His holy name. Bless the LORD, O my soul, and forget none of His benefits. *Psalm 103:1-2*

Catechism Memory Work: I believe in God the Father Almighty, Maker of heaven and earth. *What does this mean?* I believe that God has created me and all that exists; that He has given and still preserves to me my body and soul, my eyes and ears, and all my members, my reason and all the powers of my soul together with food and clothing, home and family, and all my property; that He daily provides abundantly for all the needs of my life, protects me from all danger, and guards and keeps me from all evil; and that He does this purely out of fatherly and divine goodness and mercy, without any merit or worthiness in me; for all of which I am in duty bound to thank, praise, serve, and obey Him. This is most certainly true.

TEACHER PREPARATION

Prepare to Teach:

- ✦ The student will list the things God has done for us as Creator.
- ✦ The student will understand that he is in duty bound to thank, praise, serve, and obey God for all He does. He will willingly thank and praise God for His goodness.
- ✦ The student will identify something God has done for him/her that shows that God is good, and will tell about it.
- ✦ The student will personally know Jesus as Savior and will love and serve God for His greatest good gift.

Prepare Materials:

Along with the regular materials needed for class, you will need the following items for this lesson:

1. Teacher:
 - Bible
 - copy of student book (optional)
 - teacher's manual

New Word Chart with words for Lesson 12 added

Chart of First Article and Meaning

Chart or flash cards of memory verses (optional)

2. Students:

Bibles for those who do not bring their own, student books
activity sheets (removed from student books before class time, opt.)
pencils
scissors

Prayer Preparation

As you prepare for this lesson, thank God for His goodness and mercy to you. Thank Him for the privilege of serving Him by teaching a Sunday School class. Thank God for the work of grace He is doing in the hearts of your pupils. Pray that they may be living in daily sorrow and repentance and trust in Jesus. Pray that God may grant grace to each of your pupils to serve and follow Him.

BIBLE BACKGROUND

Creed Study

In the 1st Article we are able to see the hand of God the Father at work in providing for our daily bread and all those material things that we appreciate. Without God revealing Himself to us we would have no idea to whom we should direct our thanks. But having revealed Himself in this way, as a loving and gracious Father

who has not only created us but sustains us through His continued provision we are able to confess that we believe in Him.

We who confess this have an opportunity as believers to thank, praise, serve, and obey God that unbelievers are never able to do. We recognize that our sinful nature continues to try and turn all thanks and praise back to ourselves. The confession of the Creed is a regular reminder of where our thanks should be directed.

When we think of obligations we are aware that we often do not fulfill obligations. We fail to thank and praise God as we should. But God continues to be merciful and guides us to repentance and forgiveness. The obligations are things that are good for us. In thanking God, praising Him, serving Him, and obeying Him we are bearing the fruit of the Spirit. We are able to echo what the Apostle Paul said in Galatians 2:19-20, "For through the law I died to the law, so that I might live to God. I have been crucified with Christ. It is no longer I who live, but Christ who lives in me. And the life I now live in the flesh I live by faith in the Son of God, who loved me and gave himself for me."

In all the gifts that we have read and heard about in the 1st Article, we see God's love for us. When we consider these obligations we can look at them as the tasks of someone who is a part of the family. We who have been loved so clearly by the Father can shower love on the other members of the family. We don't have to wonder what our reaction should be to all God's great and amazing gifts. We are called to use these gifts and abilities to bless and help those around us. We who believe and confess the Christian faith expressed in the Apostles' Creed have recognized what God deserves. Even in confessing the Creed we are by His grace and through His strength praising Him. This is a joy and privilege of the Christian alone.

The 1st Article's meaning ends with "This is most certainly true." We do not have many things in this world that we can say with certainty and conviction. But God's Word is true and the Apostles' Creed most certainly communicates the truth revealed to us in the Bible. The conclusion of the meaning of this 1st Article is a reminder of a truth that has stood the test of time because it is a confession echoing back to God what He has first told us in His Word. He is God the Father Almighty Maker of heaven and earth.

BEGINNING YOUR CLASS HOUR

Welcome

When the students arrive, ask them to look through their books and see if they can remember what they learned about God, the Father, from each lesson.

Open with Prayer

Ask the students to pray short prayers of thanks for what God the Father has done for them. Close with the prayer that God will help each one to thank Him in words and also by what he/she does.

Recite Memory Work

Listen to students recite their memory work:

From the Bible: Psalm 145:8

And

From the Catechism: I believe in God the Father Almighty, Maker of heaven and earth.

What does this mean? I believe that God has created me and all that exists; that He has given and still preserves to me my body and soul, my eyes and ears, and all my members, my reason and all the powers of my soul together with food and clothing, home and family, and all my property; that He daily provides abundantly for all the needs of my life, protects me from all danger, and guards and keeps

me from all evil; and that He does this purely out of fatherly and divine goodness and mercy, without any merit or worthiness in me; . . .

Review

Lead the class in reciting Romans 5:8 together. Call on someone to tell what "demonstrates" means. Ask what the verse means. (God showed His love for us by sending Jesus to die for us, even though we are sinners and don't deserve it.) Call on one or two to recite the verse.

Cite memory verse references and call on students to recite the verses. You may want to do this exercise with teams

Use the following questions to review lesson 11:

1. What are some good things God has given you? (individual responses)
2. Why don't we deserve what God gives us? (because of our sins)
3. What do we deserve? (punishment for our sins, to be sent away from God forever because of them)
4. Why does God give us good things? (Because He is good and He loves us.)

5. What bad things had Jacob done? (He lied and stole the blessings that Esau was going to get.)
6. What did he deserve? (punishment)
7. What did he expect? (He expected Esau to be angry and to punish him.)
8. What did he do to protect himself? (He divided his family and livestock into two groups. He also prayed and asked God to help him.)
9. What happened to him? (Esau welcomed Jacob and treated him kindly.)

Introduce Wall Words

goodness—
obligation—
language—
neglect—

Introduce the Lesson

SAY How do you feel if you've done a big favor for your little brother and he won't do anything for you? (response) How do you feel if you are babysitting and you tell your little brother or sister to do something and he/she still won't obey you even though you've been good to him/her and have read him/her stories? I'm sure you don't feel very happy if that happens, do you? Today's lesson will teach us how we should thank and serve God for all He has done for us.

Teach the Lesson

READ paragraph 1 to the class. **SAY** Look at the cover of your book. What does it remind you of? (This symbol stands for God, the Father. The hand stands for God's hand that gives us many, many good gifts.) In this book, we have learned about the good things that God, the Father, has done for us. Let's make a list of them. You tell me and I'll write them on the chalkboard. (God made me, keeps me, gave me a soul so I could have fellowship with Him, gives me things, keeps me going, protects my body and soul.)

SAY Let's read the last sentence of the first paragraph together. **READ**.

SAY Read the title of today's lesson: God Deserves My Thanks. I don't deserve the good things God does for me, but God surely deserves my thanks. It is right that I should thank Him because He is good and merciful.

READ the second paragraph to the class. **SAY** Today's catechism assignment teaches us that we should thank, praise, serve, and obey God because of all the good things He does for us. **ASK** What does "for all which" refer to?

**More information will be added later.*

APPLYING THE BIBLE LESSON

Memory Work

BIBLE VERSE—1 John 4:19
We love, because He first loved us.

CATECHISM—Have each student add the next segment of the Meaning to the First Article of The Apostles' Creed:

Add: *for all of which I am in duty bound to thank, praise, serve, and obey Him. This is most certainly true.*

Then the student may draw whatever kind of line he wishes to make an edge for the puzzle piece. Cut the piece off along that line.

Allow students time to place all their puzzle pieces together. At this point, the students should have pieces for the following portion of The Apostles' Creed:

I believe in God the Father Almighty, Maker of heaven and earth.

What does this mean? I believe that God has created me and all that exists; that He has given and still preserves to me my body and soul, my eyes and ears, and all my members, my reason and all the powers of my soul together with food and clothing, home and family, and all my property; that He daily provides abundantly for all the needs of my life, protects me from all danger, and guards and keeps me from all evil; and that He does this purely out of fatherly and divine goodness and mercy, without any merit or worthiness in me; for all of which I am in duty bound to thank, praise, serve, and obey Him. This is most certainly true.

Then read together all the segments of The Apostles' Creed that the students have.

Students should place the puzzle piece in their envelope.

Send the puzzle home with the students and encourage them to put their puzzle together once a

day, read through it, and memorize the new section and any other sections they haven't committed to memory

See sample puzzle at the front of this Teacher Manual.

Activity Pages

Activity 1—God Is Good

ANSWERS

1. Provides
2. Deserve
3. Protects
4. Neighbor
5. Obey
6. Loves
7. Fulfillment
8. Goodness
9. Created
10. Thank

Activity 2—Let's Review

ANSWERS

I believe that God has *created* me and all that *exists*; that He has *given* and still *preserves* to me my body and soul, my eyes and ears, and all my *members*, my *reason* and all the *powers* of my soul, together with *food* and *clothing*, home and family, and all my *property*; that He daily *provides* abundantly for all the needs of my *life*, protects me from all *danger*, and guards and *keeps* me from all *evil*; and that He does this purely out of *fatherly* and divine goodness and *mercy*, without any *merit* or *worthiness* in me; for all of which I am in duty bound to *thank*, *praise*, *serve*, and *obey* Him. This is most certainly *true*.

CLOSING THE LESSON

Closing Prayer

Dear Heavenly Father, thank You for all You have done for me, and for all You do for me every day. Forgive me for not thanking You and serving You the way that I should. Live in me and make me thankful. In Jesus' Name, amen.

Assignment

1. Remind the students to take home the activity sheet and the first quarter student book which has now been completed.
2. Challenge the students to use the book to tell someone about something God has done for them that shows that God is good.
3. Remind the students to complete memorization of the memory verse and First Article and to review other memory work from the quarter.

