

Lesson 6

Jesus Loves You

Bible Lesson: Mark 10:13-16

Memory Verse: “You are precious in My sight.” *Isaiah 43:4*

TEACHER PREPARATION

Prepare to Teach

- ◆ that Jesus knows you and loves you
- ◆ that Jesus is never too busy to give you all of His love

Prepare Materials

- ◆ large picture of Jesus
- ◆ red hearts, with each child’s name written on a separate heart

- ◆ popsicle sticks or tongue depressors
- ◆ fabric to make little shirts to glue onto popsicle puppets (optional)
- ◆ Bible verse pattern (included in Teacher Manual), 1 per child
- ◆ paper plates
- ◆ clock and clock hands (pattern in Teacher Manual)
- ◆ brass paper fasteners, 1 per child
- ◆ glitter, beads, or sequins.

BIBLE BACKGROUND

Bible Study Text: Mark 10:13-16; Matthew 19:13-15; Luke 18:15-17

I. Introduction

Surely there is not one of us who does not desire to be loved. We all have a need to be loved. No one develops as he should mentally, psychologically, spiritually, or even physically without love. Babies especially need much cuddling and loving. This is the way God created us. He created us to desire love, to be receptive to love, and to give love. It is good to know that Jesus loves us.

II. To understand God’s love for us, we need to define love.

A. There are two Biblical words for love.

1. One word for love refers to “love of affection” or “love of friendship.” To love someone in this sense means to like him, to “be friends” with him, and to have affectionate feelings for him (John 11:3; John 15:19). This word also means “to delight in” something or “to long for” something (Matthew 23:6).
2. The second and more frequent Biblical word for love refers to “love of choice” or “love of the will.” To love someone in this sense means to choose him or to choose to do what is most beneficial for him. This is the word that best describes God’s action towards us (John 3:16). It is also the word that is used when God commands us to love our enemies (Luke 6:27).

- B. God's love for us is usually explained by using the second word for love. God's love is presented to us in Scripture as the very nature of God (I John 4:8,16). In the Bible we find the unique revelation that God not only loves, He is love. God's love is a sacrificial love.
- C. True love is spiritual, not sensual. Love is the greatest of Christian virtues (I Corinthians 13). It is defined in Scriptures by its attributes (v.4-7), and it lies at the very heart of Christianity. It is essential to man's relationships to both God and man (Matthew 22:37-39).

III. God loves all people of all ages and of all nationalities (John 3:16; Galatians 2:20).

- A. God's supreme expression of His love for all men is found in the self-sacrifice of Jesus Christ His Son at Calvary (John 3:16; I John 4:10). He loved us so much that He died for us. God loves us as His creatures, uniquely created in His own image for fellowship with Himself.
 - 1. God's Son, Jesus Christ, is the unique object of this eternal love (John 17:24; Matthew 3:17; 17:5).
 - 2. Believers in Christ are the special object of God's love (John 16:27; 17:23). This love causes Him to discipline us as a loving father would discipline His children (Hebrews 12:6-11). But we are assured that nothing can separate us from His unfathomable love in Christ Jesus (Romans 8:31-39).
 - 3. God also demonstrates His love toward us in supplying all our needs (Acts 14:17; Philippians 4:19). But He especially revealed His love in the redemption wrought by Christ on the cross (Romans 5:8; I John 4:9-10).

B. God loves all the children of the world.

- 1. Adults sometimes have a twisted view of God's love for children. As people brought their little children and infants to Jesus, the disciples rebuked them. They thought Jesus should not be bothered by the children. It is sad that this is the attitude of many adult Christians. Jesus, however, loved them and said, "*Permit the children to come to Me, and stop hindering them.*" Why? "*For the kingdom of God belongs to such as these*" (Luke 18:16). He even used them as an example to the adults (v.17). Adults are to become as little children, not the children like adults. We are not to be childish, but we are to be childlike in our faith. The children were receptive to God's love and grace. They were humble and sincere and eager to learn of Jesus.
- 2. In the Lutheran church, we believe that God gives His love and grace to little infants in baptism. We bring them to Him in baptism where God pours out His grace upon them, cleanses them of their sin, and makes them His children by faith in Christ. (Study the Sacrament of Baptism in Luther's Catechism.) See how Jesus made a little child an example of a recipient of His grace and heir to His Kingdom (Matthew 18:1-5).

IV. God calls all His people "little children" no matter what their age (I John 2:1; 2:28; 3:7).

- A. As His little children, we are all recipients and benefactors of His love. We are forgiven, saved, justified, and cared for. As such, we have a responsibility to share that love and to reach out to others. "*And to whom they entrusted much, of him they will ask all the more*" (Luke 12:48).
- B. As God's little children, we want to learn more about Him. This learning comes through hearing and reading God's Word at home, in Sunday school, and at worship (John 5:39; Hebrews 10:25).

- C. As God's little children, we are to love Jesus and God our Father more than all else (Luke 10:27). Anything in life that interferes with that should be discarded. Anything we love more than God becomes an idol. The First Commandment tells us, "*You shall have no other gods before Me*" (Exodus 20:3). The Church of Ephesus had "*left their first love*" (Revelation 2:4). God's love was sacrificial. He gave His beloved Son. Our love also ought to be sacrificial. We are called to present our bodies a living and holy sacrifice, acceptable to God (Romans 12:1).
- V. As God's children and as recipients of His love and mercy, we are to share God's love with others.
- A. How are we able to share the love of God? It is not of ourselves. Love is a fruit of the Spirit (Romans 5:5; Galatians 5:22). God works His love in and through us as believers in Christ.
- B. We are to be motivated by love. "*For the love of Christ controls us*" (II Corinthians 5:14). We are to see others through the eyes of our loving God. Jesus died for them also.
- C. How do we share the love of Jesus? We are to be as luminaries. The moon, for example, is a luminary. It has no light itself, but only reflects the light of the sun. Jesus said that we are to be the "*light of the world*" (Matthew 5:14,16). Jesus is the "*true light*" (John 1:9; 8:12).
1. We can share Jesus' love and be lights for Him by our friendly smile or our very countenance, and by an encouraging word. However, sin can be like an eclipse preventing the world from seeing Jesus in us. Ask God to cleanse you of sin. He will take your sin away and make your life clean and clear (I John 1:9).
 2. We can share the love of Jesus by our lovingkindness as we do good deeds for others in need. This can be as simple as giving a cup of cold water (Matthew 10:42), even to our enemy. We are to "*overcome evil with good*" (Romans 12:21).
 3. Above all we are to share Jesus' love by telling others of His redeeming love. We are to share with others the gospel of Jesus Christ which is the "good news." We are to share the message of Christ crucified and risen again for our justification. The Great Commission of Christ to His Church is to go and make disciples (Matthew 28:19; Luke 24:46-47; Acts 1:8).
- VI. A little child can be a missionary when he knows and loves Jesus.

Missionary means "sent one." Jesus was sent by His Father because God loved us so much. Now He sends us to share that love. Our love is to be without hypocrisy (Romans 12:9). Of all people, who is most likely to express love and kindness without hypocrisy? Let us remember Jesus' love for the children and how He used a little child as an example. God said, "*A little child will lead them*" (Isaiah 11:6). Little children can pray, and they can give their pennies or nickles. Little is much with God. A little child's radiant smile does wonders. Children can perceive that they are loved by Jesus and that they now love Him. Truly, they can be little missionaries--bright lights in a dark world.

VII. Conclusion

Jesus loves me, this I know; for the Bible tells me so. So let us love. "*Let your light shine before men in such a way that they may see your good works, and glorify your Father who is in heaven*" (Matthew 5:16). Let us share the love that God has shown toward us. We love Him who first loved us. May others see Jesus in me. Let us remember that love finds its expression in service to our fellowmen (Galatians 5:13). It is also the chief test of Christian discipleship (John 13:35).

BEGINNING YOUR CLASS HOUR

Welcome with Love

Put a large picture of Jesus up on the classroom wall. Cut out red hearts and print each child's name on separate hearts. As children come in, give them the heart with their name on and let them stick it on the wall around the picture of Jesus. Tell them that they are special to you and to Jesus.

Use a Learning Center

PUPPET CENTER – JESUS LOVES THE LITTLE CHILDREN

Children draw or glue a face onto a popsicle stick. (Optional: A small piece of fabric could be glued onto the stick to make a shirt for each puppet. Children could also bring in a picture of themselves and cut out the face to use on the popsicle puppets.)

SING "*Jesus Loves the Little Children*" p.94 Little Ones Sing Praise, p.37 Songs of God and Me, p.51 Salvation Songs Favorites, or p.362 Ambassador Hymnal while the children hold their popsicle puppets.

CRAFT CENTER – JESUS HAS TIME

Have students **TRACE** the numbers on the clock.

COLOR the hearts red, and the hands of the clock any color.

CUT OUT the clock and hands.

GLUE the clock onto a paper plate.

Take the paper fastener and **ATTACH** the hands to the center of the clock. Children can further decorate their clocks with color crayons, markers, or stickers.

SAY: Jesus always has time for you. Any time of the day He is there, in the morning, at noon, and at night. Psalm 55:17 says, "*Evening and morning and at noon...He will hear my voice.*"

TEACHING TODAY'S BIBLE LESSON

Sing the Message

SING "*Jesus Loves the Little Ones Like Me*" p.41 Little Ones Sing Praise. Use actions to help the children remember the words:

Jesus – point upwards
loves – hand over heart
little ones – hold hand out, palm down
me, me, me – point to self
sat upon His knee – hand on knee

Repeat singing with "*you, you, you*" pointing to others, or point to three different students and have them say their names out loud. (Teacher could also hold a mirror in front of different students' faces as they sing "*me, me, me.*")

SING "*Jesus Loves Even Me*" p.531 Ambassador Hymnal or p.89 Salvation Songs Favorites. (An illustrated version is available from AFLC Parish Education.)

EXPLAIN: We learn about God's love for us in the Bible. The Bible tells us that Jesus died for our sins because He loves us. Even when we sin, Jesus still loves us. He wants us to come to Him and ask forgiveness when we sin.

SAY: Because Jesus loves us and died for our sins, we know that if we believe in Him we will go to heaven someday to be with Him forever.

Pray the Message

Thank Jesus for loving us. Name each child as you pray. (“Thank you, Jesus, for loving _____.”) Thank Jesus for dying on the cross for our sins. Ask Jesus to forgive our sins and to help us to love Him. Ask Him to also help us love others.

Introduce the Message

- ◆ Who loves you?
- ◆ What or who is very important to you?
- ◆ What are some things that grown-ups get busy with?

Read/Tell the Message

JESUS LOVES YOU

Sometimes people say to children, “Don’t bother me now. I’m busy! Go away.” But Jesus never says this. Jesus is never too busy for anyone.

When Jesus grew up, fathers and mothers brought their little children to see Jesus. They wanted Jesus to hold their children and pray for them. But the disciples did not think Jesus had time to talk to little children. The disciples said, “Go away. Don’t bother Jesus.”

But Jesus scolded the disciples for telling the children to go away from Him. He was not

too busy to talk to the little children. The children were very important to Jesus. Jesus said, “Let the little children come to Me. Do not stop them. The kingdom of God belongs to such as these. Anyone who comes to Me must come like a little child.” Jesus wanted the children to come to Him. He took the children into His arms and blessed them.

Jesus is very kind. Jesus knows and loves all the children in the world. He is not too busy to take care of anyone.

Jesus knows and loves you too. Jesus is never too busy to give you all of His love. No matter what your age, Jesus wants you to come to Him like a little child. You are precious in His sight.

Reinforce the Message

- ◆ Who is never too busy for you? (Jesus)
- ◆ Who thought Jesus was too busy for the little children? (the disciples)
- ◆ What did Jesus tell the disciples? (“Let the children come to Me.”)
- ◆ What did Jesus do with the children (He took them into His arms and He blessed them)
- ◆ Who is very important to Jesus? (all the children of the world)
- ◆ Who loves you more than anyone does? (Jesus loves me!)

APPLYING THE BIBLE LESSON

Memorize the Bible Verse

Sing “*The Best Book of All Is the Bible.*”

SAY: God tells us in the Bible that “*You are precious in My sight*” (Isaiah 43:4).

EXPLAIN: The word “precious” means something that is very valuable. If something is precious to us, it is something that we treasure and cherish and love very much. When God says to us that we are precious in His sight, He means that He loves us very much and that we are very important to Him.

SAY: Jesus says you are precious to Him. He knows your name and your voice. Jesus loves you. He always has time to listen to you.

Give each student a copy of the memory verse copied from the pattern in the Teacher Manual.

COLOR the verse. **DECORATE** the word “precious” by gluing glitter, beads, or sequins to make it stand out. **EXPLAIN** that just as jewels are very valuable and precious, we are very important and precious to Jesus. Say the memory verse together:

“You are precious in My sight.”
Isaiah 43:4

Do the Activities Together

ACTIVITY 1 – God So Loved the World

Activity p.41-43 should be removed from the student books by the teacher before class time. The memory verse should be written on the blank rectangle on p.43 from each student book.


CUT OUT the shapes with pictures from p.43 (some students may need help).

MATCH and **GLUE** pictures to the shapes on p.41. Have students **DRAW** themselves in the circle.

DISCUSS with students as they work that God so loved the world that He sent His Son Jesus to take away our sins. John 3:16 says, *“For God so loved the world, that He gave His only begotten Son, that whoever believes in Him should not perish, but have eternal life.”*

EXPLAIN that this gift of eternal life is offered free to all who believe in Him because God loves us. We are precious in His sight.

Lesson 6 – Activity 1 – Cutout Page



ACTIVITY 2 – Jesus Loves the Little Children

Students can participate in singing and “reading” the song, *“Jesus Loves the Little Children.”*

READ through the song first to help students with the symbols.

Have students **COLOR** the symbols in the second verse while you sing the song so they can become familiar with the tune.


SING the song together several times.

REVIEW the memory verse:

“You are precious in His sight.”
Isaiah 43:4

SAY: Jesus loves everyone in the whole world! Jesus loves you, and Jesus loves me!

Lesson 6 – Activity 2



CLOSING YOUR CLASS HOUR

Teach and Sing

SING all four verses of the theme hymn, *"Thy Little Ones, Dear Lord, Are We."* Remind the students that all God's children are His "little ones." God loved us so much that He sent His Son Jesus to be born as a baby in a manger and to die on the cross for our sins. Because Jesus died for our sins, we can have eternal life and go to heaven someday to be with Jesus forever.

SING *"Jesus Loves Me"* (theme hymn from Quarter One). Tell children that the Bible tells us that Jesus loves us. We can know for sure that Jesus loves us because everything in the Bible is true. When we love Jesus, we will want to learn more about Him. We learn about Jesus in the Bible. The Bible is God's Word. The Bible tells us that Jesus will never leave us because He loves us. Jesus is never too busy

to listen to us. We don't ever have to be afraid because Jesus is always there watching over us and taking care of us. If we believe in Jesus, He will take us to heaven someday to be with Him forever because He loves us.

On the chorus, substitute "me" with children's names. Sing as many times as needed for each child's name to be sung.

Pray Together

Thank Jesus for loving us and never being too busy for us. Thank Jesus for dying on the cross for our sins. Ask Jesus to forgive us for our sins, and to help us to love Jesus and others. Thank Jesus that we can go to heaven someday to be with Him forever because He loves us.

PREPARE FOR NEXT WEEK

Gather and Prepare Materials

- ◆ sheep (pattern in Teacher Manual), 1 per child
- ◆ shepherd and sheep (pattern in Teacher Manual), 1 per child
- ◆ construction paper, 1 sheet per child
- ◆ tray
- ◆ cloth to cover tray
- ◆ items to put on tray (Bible, cross, bookmark, pencil, cup, color crayons, or other items if you wish)

Prepare Lesson 7

Begin your study and preparation with prayer.

Pray for each student daily by name.

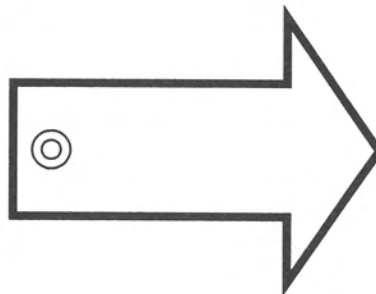
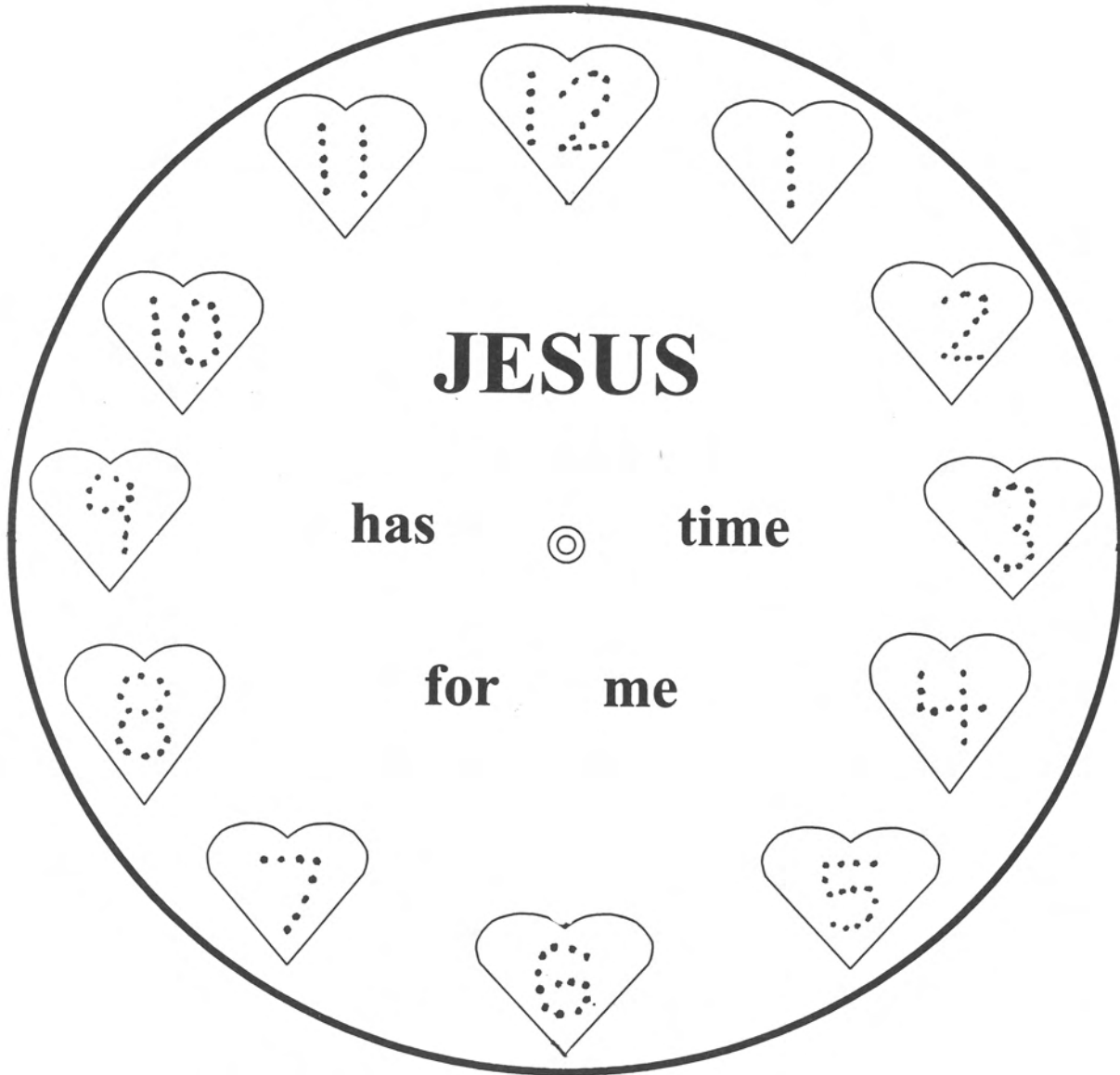
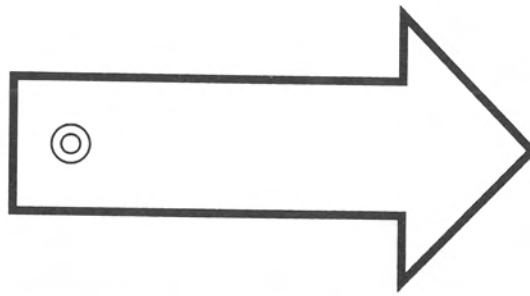
Read the Bible text: (Luke 15:3-7) and student lesson.

Memorize the Bible verse:

"I am the good shepherd." John 10:11

Read the Teacher Manual.

Highlight and add your own notes as you prepare to teach Lesson 7.



YOU ARE
PRECIOUS
IN MY
SIGHT IS. 43:4